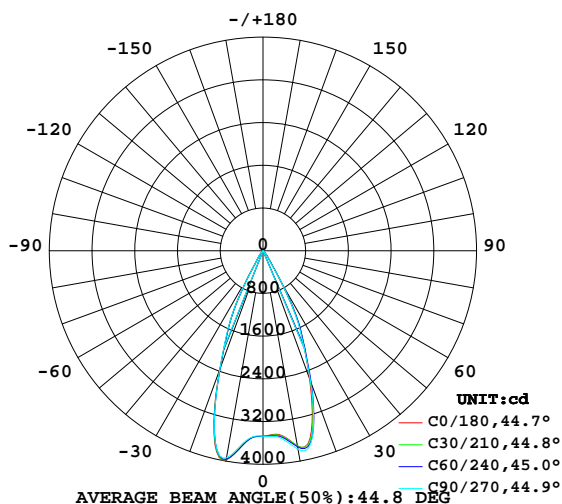


LUMINAIRE PHOTOMETRIC TEST REPORT

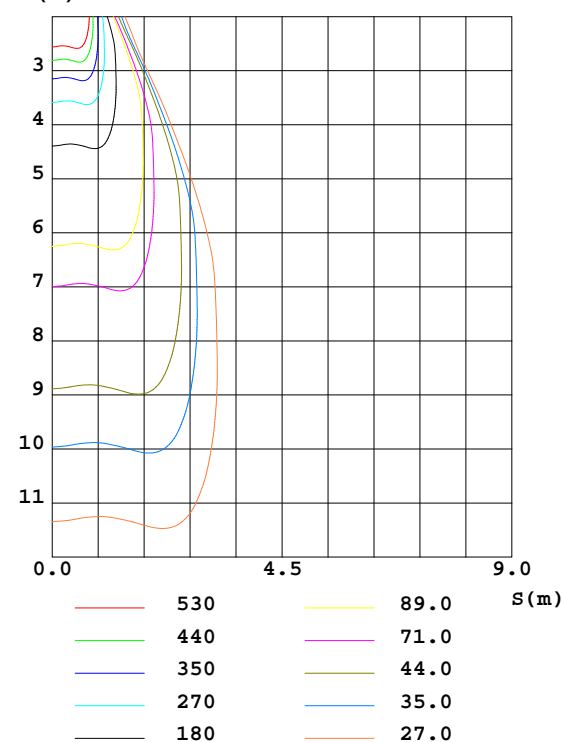
Test:U:226.5V I:0.1260A P:27.40W PF:0.9600 Lamp Flux:2266.4x1 lm		
NAME:	TYPE:	WEIGHT:
DIM.:	SPEC.:	SERIAL No.:
MFR.: Rayconn	SUR.:	PROTECTION ANGLE:

DATA OF LAMP		PHOTOMETRIC DATA Eff: 82.72 lm/W			
MODEL	TL12-30W-827-W-45	I _{max} (cd)	3991	S/MH(C0/180)	0.74
NOMINAL POWER(W)	28	LOR(%)	100.0	S/MH(C90/270)	0.74
RATED VOLTAGE(V)	226	TOTAL FLUX(lm)	2266.4	η UP,DN(C0-180)	1.3,50.1
NOMINAL FLUX(lm)	2266.4	CIE CLASS	DIRECT	η UP,DN(C180-360)	1.4,47.2
LAMPS INSIDE	1	η up(%)	2.7	CIBSE SHR NOM	0.50
TEST VOLTAGE(V)	226.5	η down(%)	97.3	CIBSE SHR MAX	0.70

LUMINOUS INTENSITY DISTRIBUTION DIAGRAM



C0 PLANE ISOLUX DIAGRAM (UNIT:lx)



C Range: 0 - 360DEG
C Interval: 15.0DEG
Test Speed: HIGH
Temperature:25.3DEG
Operators:ZhangXiao
Test Date:2016-09-08

γ Range: 0 - 180DEG
γ Interval: 1.0DEG
Test System:EVERFINE GO-2000B_V1 SYSTEM V2.0.265
Humidity:65.0%
Test Distance:6.590m [K=1.0000]
Remarks:

ZONAL FLUX DIAGRAM

ZONAL FLUX DIAGRAM:

γ	C0	C45	C90	C135	C180	C225	C270	C315	γ	Φ zone	Φ total	$\%lum, lamp$
10	3711	3716	3774	3887	3974	3969	3935	3843	0- 10	348.5	348.5	15.4,15.4
20	2557	2665	2610	2517	2379	2332	2367	2413	10- 20	943.9	1292	57,57
30	701.0	773.6	701.6	646.6	536.8	472.5	478.1	577.5	20- 30	689.2	1982	87.4,87.4
40	107.7	105.5	97.68	89.08	84.05	82.88	88.50	95.89	30- 40	139.7	2121	93.6,93.6
50	31.22	30.65	28.73	26.56	25.66	25.54	26.81	28.59	40- 50	39.68	2161	95.4,95.4
60	15.25	15.48	15.46	15.04	14.21	14.23	14.33	14.75	50- 60	17.87	2179	96.1,96.1
70	10.31	10.32	10.21	10.20	9.556	9.742	10.14	9.731	60- 70	12.10	2191	96.7,96.7
80	7.039	6.931	6.868	7.016	6.758	6.919	7.288	6.923	70- 80	8.860	2200	97.1,97.1
90	4.571	4.409	4.361	5.079	5.239	5.329	5.590	5.602	80- 90	6.363	2206	97.3,97.3
100	4.176	4.157	4.160	4.379	5.484	5.487	5.582	5.658	90-100	5.331	2212	97.6,97.6
110	4.651	4.594	4.605	4.715	6.176	6.234	6.247	6.120	100-110	5.327	2217	97.8,97.8
120	6.880	6.747	6.827	6.979	8.112	8.240	8.171	8.015	110-120	6.259	2223	98.1,98.1
130	10.41	10.25	10.32	10.47	11.18	11.32	11.26	11.12	120-130	8.131	2231	98.5,98.5
140	13.97	13.85	13.90	14.06	14.64	14.75	14.66	14.56	130-140	9.673	2241	98.9,98.9
150	17.20	17.14	17.17	17.30	17.73	17.78	17.70	17.64	140-150	9.985	2251	99.3,99.3
160	18.59	18.57	18.54	18.54	18.82	18.79	18.72	18.77	150-160	8.437	2259	99.7,99.7
170	18.18	18.16	18.10	18.10	18.44	18.39	18.28	18.29	160-170	5.236	2265	99.9,99.9
180	18.81	18.82	18.77	18.77	18.81	18.82	18.77	18.77	170-180	1.752	2266	100,100
DEG	LUMINOUS INTENSITY:cd									UNIT:lm		

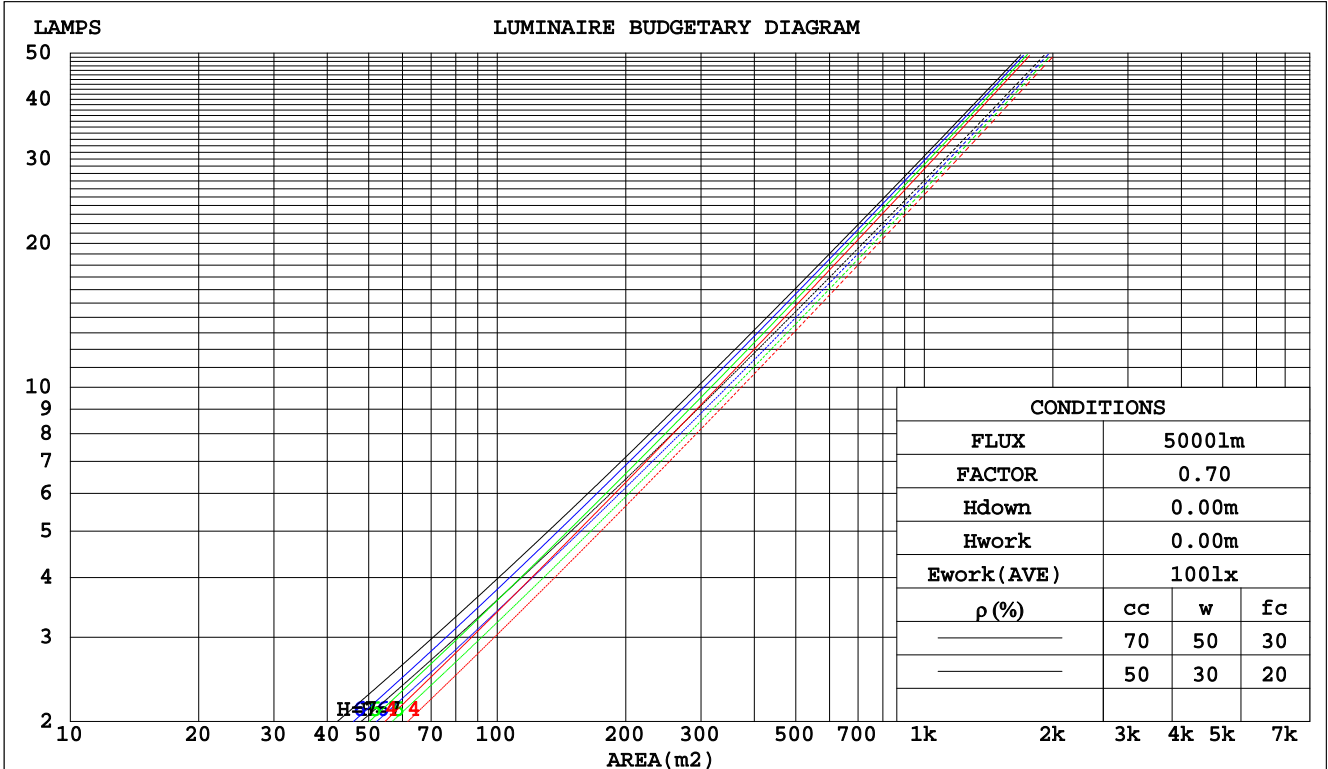
C Range: 0 - 360DEG
C Interval: 15.0DEG
Test Speed: HIGH
Temperature:25.3DEG
Operators:ZhangXiao
Test Date:2016-09-08

γ Range: 0 - 180DEG
 γ Interval: 1.0DEG
 γ Test System:EVERFINE GO-2000B_V1 SYSTEM V2.0.265
Humidity:65.0%
Test Distance:6.590m [K=1.0000]
Remarks:

CU AND LUMINAIRE BUDGETARY ESTIMATE DIAGRAM

Test:U:226.5V I:0.1260A P:27.40W PF:0.9600 Lamp Flux:2266.4x1 lm		
NAME:	TYPE:	WEIGHT:
DIM.:	SPEC.:	SERIAL No.:
MFR.: Rayconn	SUR.:	PROTECTION ANGLE:

pcc	80%			70%			50%			30%			10%			0
pw	50%	30%	10%	50%	30%	10%	50%	30%	10%	50%	30%	10%	50%	30%	10%	0
pfc	20%			20%			20%			20%			20%			0
RCR	RCR:Room Cavity Ratio															



C Range: 0 - 360DEG
C Interval: 15.0DEG
Test Speed: HIGH
Temperature: 25.3DEG
Operators: ZhangXiao
Test Date: 2016-09-08

γ Range: 0 - 180DEG
γ Interval: 1.0DEG
Test System: EVERFINE GO-2000B_V1 SYSTEM V2.0.265
Humidity: 65.0%
Test Distance: 6.590m [K=1.0000]
Remarks:

WEC AND CCEC

Test:U:226.5V I:0.1260A P:27.40W PF:0.9600 Lamp Flux:2266.4x1 lm		
NAME:	TYPE:	WEIGHT:
DIM.:	SPEC.:	SERIAL No.:
MFR.: Rayconn	SUR.:	PROTECTION ANGLE:

pcc	80%			70%			50%			30%			10%			0	
pw	50%	30%	10%	50%	30%	10%	50%	30%	10%	50%	30%	10%	50%	30%	10%	0	
pfc	20%			20%			20%			20%			20%			0	
RCR	RCR:Room Cavity Ratio						Wall Exitance Coefficients(WEC)										
0.0																	
1.0	.166	.094	.030	.158	.090	.029	.144	.083	.026	.132	.076	.024	.120	.069	.022		
2.0	.155	.085	.026	.149	.082	.025	.137	.076	.024	.126	.071	.022	.116	.066	.021		
3.0	.146	.077	.023	.140	.075	.023	.130	.070	.021	.121	.066	.020	.112	.062	.019		
4.0	.137	.071	.021	.133	.069	.021	.124	.066	.020	.116	.062	.019	.108	.059	.018		
5.0	.130	.066	.019	.126	.065	.019	.118	.062	.018	.111	.059	.017	.104	.056	.017		
6.0	.124	.062	.018	.120	.061	.017	.113	.058	.017	.107	.056	.016	.101	.053	.016		
7.0	.118	.058	.017	.115	.057	.016	.109	.055	.016	.103	.053	.015	.098	.051	.015		
8.0	.113	.055	.015	.110	.054	.015	.104	.052	.015	.099	.050	.015	.095	.049	.014		
9.0	.108	.052	.015	.105	.051	.014	.100	.050	.014	.096	.048	.014	.092	.047	.013		
10.0	.104	.050	.014	.101	.049	.014	.097	.047	.013	.093	.046	.013	.089	.045	.013		

pcc	80%			70%			50%			30%			10%			0	
pw	50%	30%	10%	50%	30%	10%	50%	30%	10%	50%	30%	10%	50%	30%	10%	0	
pfc	20%			20%			20%			20%			20%			0	
RCR	RCR:Room Cavity Ratio						Ceiling Cavity Exitance Coefficients(CCEC)										
0.0	.211	.211	.211	.180	.180	.180	.123	.123	.123	.071	.071	.071	.023	.023	.023		
1.0	.191	.178	.166	.163	.153	.143	.112	.105	.099	.064	.061	.058	.021	.020	.019		
2.0	.175	.153	.135	.149	.132	.117	.102	.091	.081	.059	.053	.048	.019	.017	.016		
3.0	.161	.134	.113	.138	.116	.098	.095	.080	.068	.055	.047	.040	.018	.015	.013		
4.0	.150	.119	.096	.129	.103	.083	.089	.072	.059	.051	.042	.035	.016	.014	.011		
5.0	.141	.107	.083	.121	.093	.072	.083	.065	.051	.048	.038	.030	.016	.012	.010		
6.0	.133	.098	.073	.114	.085	.064	.079	.059	.045	.046	.035	.027	.015	.011	.009		
7.0	.126	.090	.065	.108	.078	.057	.075	.055	.040	.043	.032	.024	.014	.011	.008		
8.0	.120	.084	.059	.103	.073	.051	.071	.051	.036	.041	.030	.022	.013	.010	.007		
9.0	.115	.078	.054	.099	.068	.047	.068	.048	.033	.040	.028	.020	.013	.009	.007		
10.0	.110	.074	.050	.095	.064	.044	.066	.045	.031	.038	.027	.018	.012	.009	.006		

C Range: 0 - 360DEG
C Interval: 15.0DEG
Test Speed: HIGH
Temperature:25.3DEG
Operators:ZhangXiao
Test Date:2016-09-08

γ Range: 0 - 180DEG
γ Interval: 1.0DEG
Test System:EVERFINE GO-2000B_V1 SYSTEM V2.0.265
Humidity:65.0%
Test Distance:6.590m [K=1.0000]
Remarks:

Uncorrected UGR Table

Test:U:226.5V I:0.1260A P:27.40W PF:0.9600 Lamp Flux:2266.4x1 lm											
NAME:					TYPE:			WEIGHT:			
DIM.:					SPEC.:			SERIAL No.:			
MFR.: Rayconn					SUR.:			PROTECTION ANGLE:			
ceiling/cavity	0.7	0.7	0.5	0.5	0.3	0.7	0.7	0.5	0.5	0.3	
walls	0.5	0.3	0.5	0.3	0.3	0.5	0.3	0.5	0.3	0.3	
working plane	0.2	0.2	0.2	0.2	0.2	0.2	0.2	0.2	0.2	0.2	
Room dimensions		Viewed crosswise					Viewed endwise				
x = 2H y = 2H	12.2	13.0	12.4	13.2	13.4	11.9	12.7	12.2	12.9	13.2	
	3H	12.4	13.2	12.7	13.4	13.7	12.2	13.0	12.5	13.2	13.5
	4H	12.7	13.4	13.0	13.6	13.9	12.5	13.2	12.8	13.4	13.7
	6H	13.0	13.6	13.3	13.9	14.2	12.8	13.4	13.1	13.7	14.0
	8H	13.2	13.8	13.5	14.1	14.4	13.0	13.6	13.3	13.9	14.2
	12H	13.4	14.0	13.8	14.3	14.7	13.2	13.8	13.6	14.1	14.5
4H	2H	12.1	12.8	12.4	13.1	13.3	11.9	12.6	12.2	12.9	13.1
	3H	12.5	13.1	12.9	13.4	13.8	12.4	13.0	12.7	13.3	13.6
	4H	12.9	13.4	13.3	13.8	14.1	12.7	13.3	13.1	13.6	14.0
	6H	13.4	13.9	13.8	14.2	14.6	13.2	13.7	13.6	14.1	14.5
	8H	13.7	14.2	14.1	14.6	15.0	13.5	14.0	14.0	14.4	14.8
	12H	14.1	14.5	14.6	14.9	15.4	13.9	14.3	14.4	14.8	15.2
8H	4H	13.0	13.4	13.4	13.8	14.3	12.8	13.3	13.3	13.7	14.1
	6H	13.7	14.0	14.1	14.5	14.9	13.5	13.9	14.0	14.3	14.8
	8H	14.1	14.5	14.6	14.9	15.4	14.0	14.3	14.5	14.8	15.3
	12H	14.7	15.0	15.2	15.5	16.0	14.6	14.9	15.1	15.3	15.9
12H	4H	13.0	13.4	13.4	13.8	14.3	12.8	13.3	13.3	13.7	14.1
	6H	13.7	14.1	14.2	14.5	15.0	13.6	13.9	14.1	14.4	14.9
	8H	14.3	14.6	14.8	15.0	15.6	14.1	14.4	14.6	14.9	15.4
Variations with the observer position at spacings:											
S = 1.0H	+ 1.2 / - 1.2					+ 1.0 / - 1.1					
1.5H	+ 2.4 / - 1.1					+ 2.1 / - 1.0					
2.0H	+ 1.3 / - 0.5					+ 1.0 / - 0.4					

CIE Pub.117 Corrected 2266 lm Total Lamp Luminous Flux.(8log(F/F0) = 2.8)

C Range: 0 - 360DEG
C Interval: 15.0DEG
Test Speed: HIGH
Temperature:25.3DEG
Operators:ZhangXiao
Test Date:2016-09-08

γ Range: 0 - 180DEG
γ Interval: 1.0DEG
Test System:EVERFINE GO-2000B_V1 SYSTEM V2.0.265
Humidity:65.0%
Test Distance:6.590m [K=1.0000]
Remarks:

UTILIZATION FACTORS TABLE

Test:U:226.5V I:0.1260A P:27.40W PF:0.9600 Lamp Flux:2266.4x1 lm		
NAME:	TYPE:	WEIGHT:
DIM.:	SPEC.:	SERIAL No.:
MFR.: Rayconn	SUR.:	PROTECTION ANGLE:

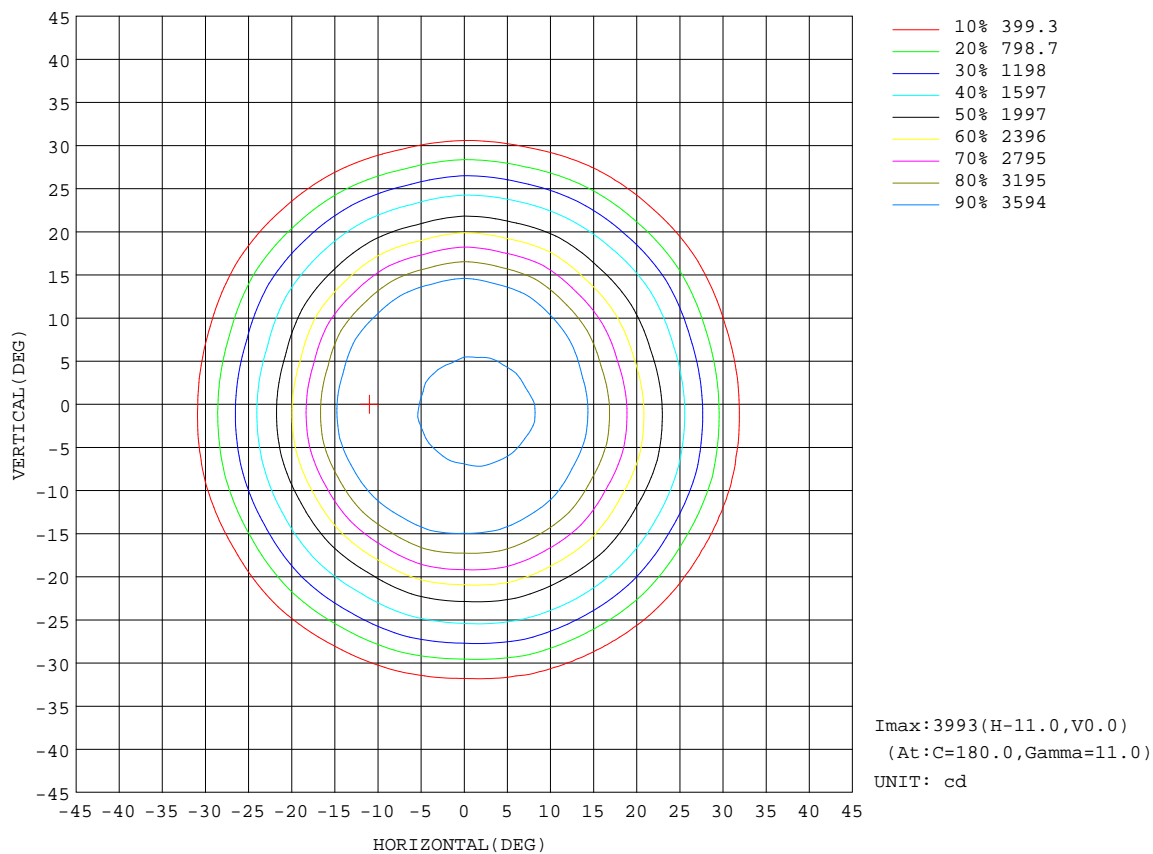
REFLECTANCE										
Ceiling	0.8	0.8	0.8	0.7	0.7	0.7	0.5	0.5	0.5	0
Walls	0.7	0.5	0.3	0.7	0.5	0.3	0.7	0.5	0.3	0
Working plane	0.2	0.2	0.2	0.2	0.2	0.2	0.2	0.2	0.2	0
ROOM INDEX	UTILIZATION FACTORS(PERCENT) $k(RI) \times RCR = 5$									
$k = 0.60$	88	81	78	87	81	78	86	81	78	74
0.80	95	89	85	94	89	85	93	88	85	81
1.00	99	93	90	98	93	89	96	92	89	85
1.25	103	98	94	101	97	94	99	95	93	88
1.50	105	101	97	104	100	97	101	98	95	91
2.00	108	104	100	106	102	99	103	100	98	92
2.50	110	106	103	108	104	102	104	102	99	93
3.00	111	108	105	109	106	104	105	103	101	94
4.00	113	110	108	111	108	106	107	105	103	95
5.00	114	112	110	112	110	108	108	106	105	96
ROOM INDEX	UF(total)									Direct
According to DIN EN 13032-2 2004			Suspended					SHRNOM = 1.25		

C Range: 0 - 360DEG
C Interval: 15.0DEG
Test Speed: HIGH
Temperature:25.3DEG
Operators:ZhangXiao
Test Date:2016-09-08

γ Range: 0 - 180DEG
 γ Interval: 1.0DEG
 γ Test System:EVERFINE GO-2000B_V1 SYSTEM V2.0.265
Humidity:65.0%
Test Distance:6.590m [K=1.0000]
Remarks:

ISOCANDELA DIAGRAM

Test:U:226.5V I:0.1260A P:27.40W PF:0.9600 Lamp Flux:2266.4x1 lm		
NAME:	TYPE:	WEIGHT:
DIM.:	SPEC.:	SERIAL No.:
MFR.: Rayconn	SUR.:	PROTECTION ANGLE:

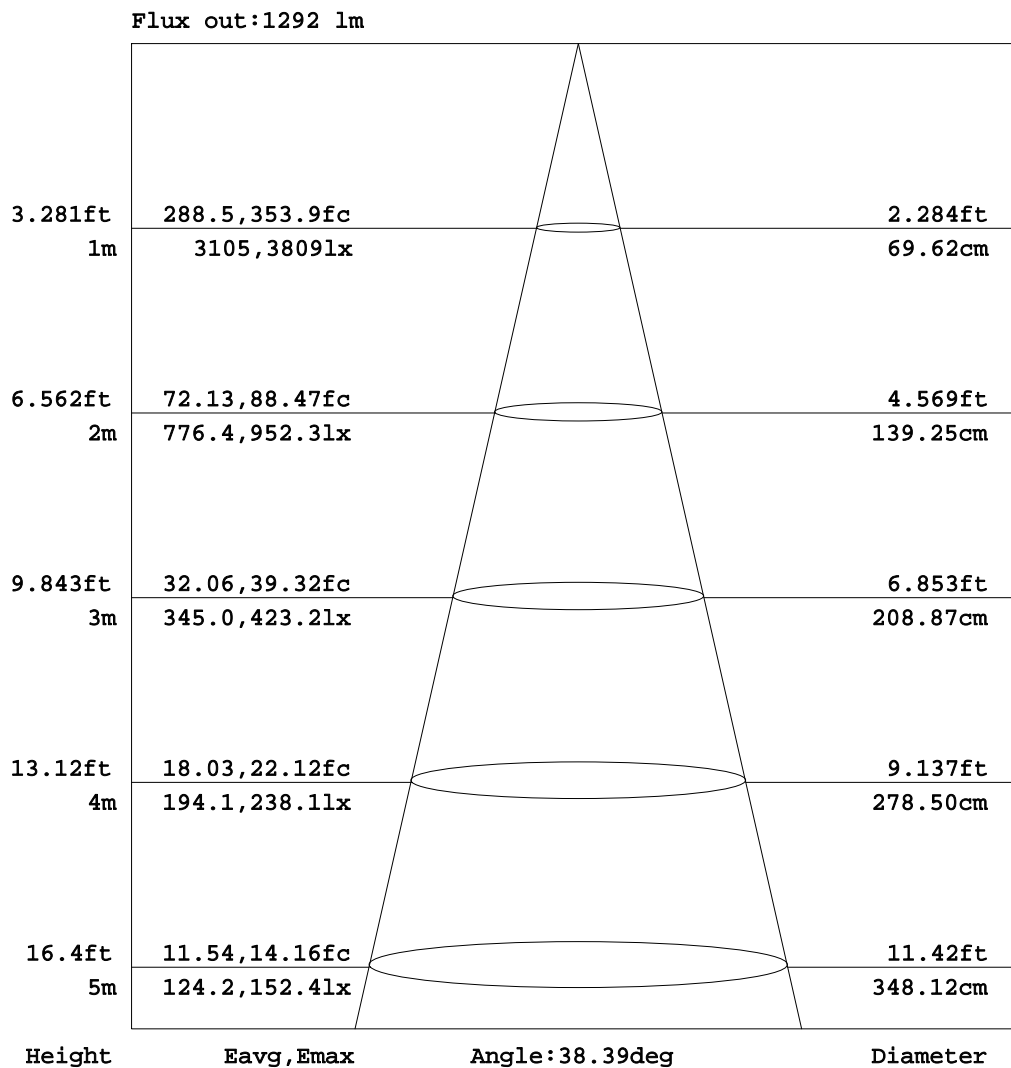


C Range: 0 - 360DEG
C Interval: 15.0DEG
Test Speed: HIGH
Temperature:25.3DEG
Operators:ZhangXiao
Test Date:2016-09-08

γ Range: 0 - 180DEG
γ Interval: 1.0DEG
Test System:EVERFINE GO-2000B_V1 SYSTEM V2.0.265
Humidity:65.0%
Test Distance:6.590m [K=1.0000]
Remarks:

AAI Figure

Test:U:226.5V I:0.1260A P:27.40W PF:0.9600 Lamp Flux:2266.4x1 lm		
NAME:	TYPE:	WEIGHT:
DIM.:	SPEC.:	SERIAL No.:
MFR.: Rayconn	SUR.:	PROTECTION ANGLE:



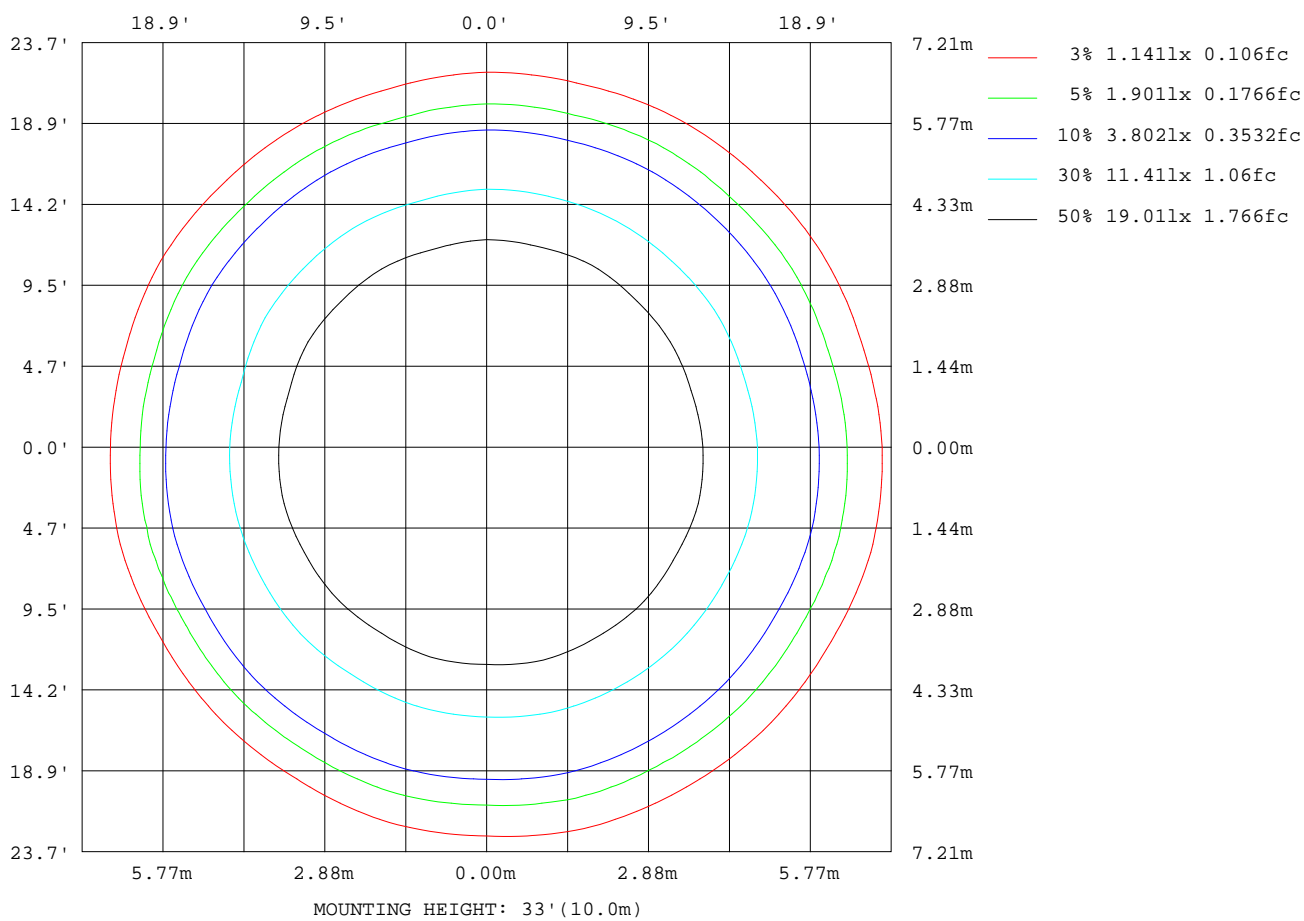
Note: The Curves indicate the illuminated area and the average illumination when the luminaire is at different distance.

C Range: 0 - 360DEG
C Interval: 15.0DEG
Test Speed: HIGH
Temperature: 25.3DEG
Operators: ZhangXiao
Test Date: 2016-09-08

γ Range: 0 - 180DEG
γ Interval: 1.0DEG
Test System: EVERFINE GO-2000B_V1 SYSTEM V2.0.265
Humidity: 65.0%
Test Distance: 6.590m [K=1.0000]
Remarks:

ISOLUX DIAGRAM

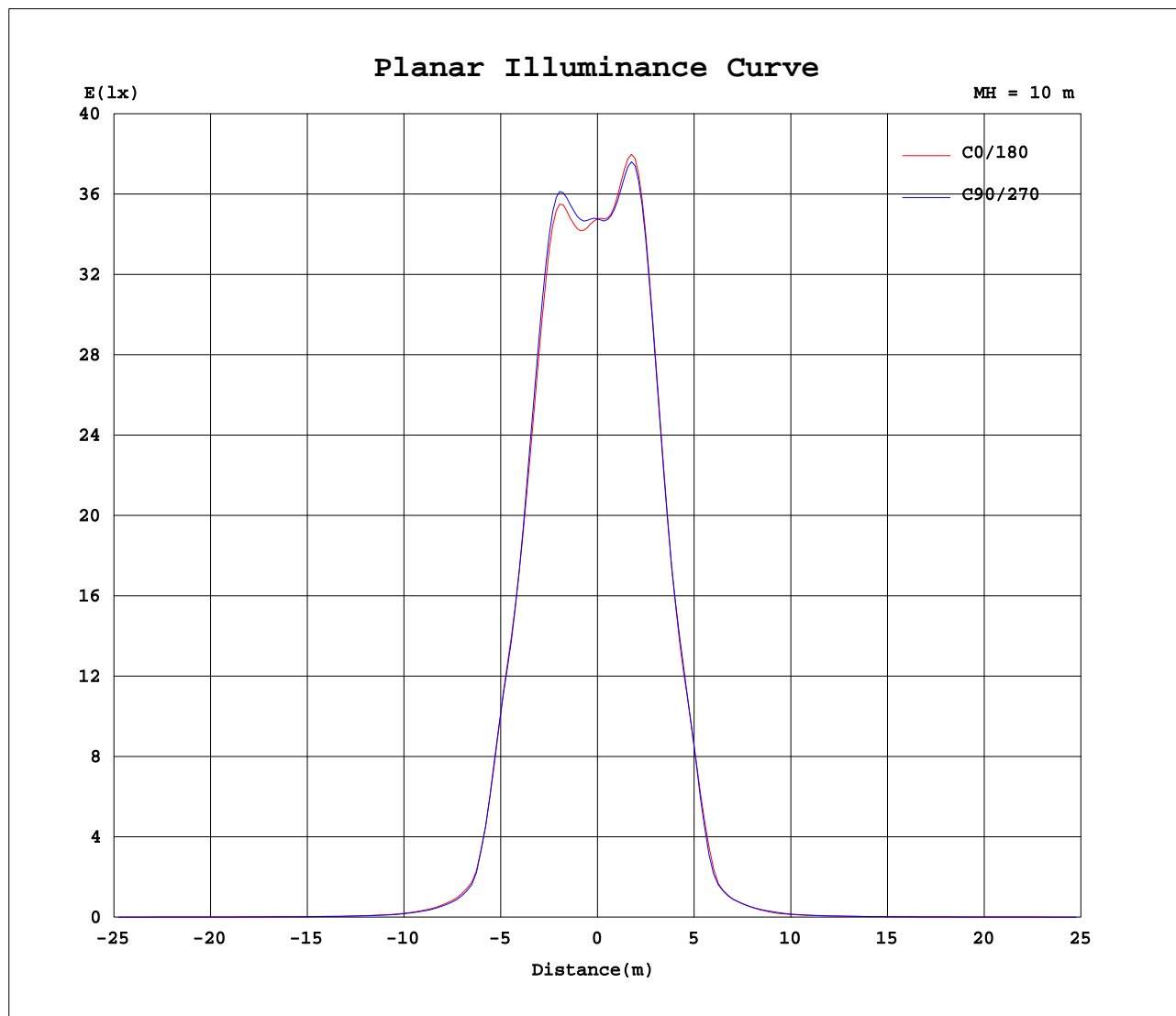
Test:U:226.5V I:0.1260A P:27.40W PF:0.9600 Lamp Flux:2266.4x1 lm		
NAME:	TYPE:	WEIGHT:
DIM.:	SPEC.:	SERIAL No.:
MFR.: Rayconn	SUR.:	PROTECTION ANGLE:



C Range: 0 - 360DEG
C Interval: 15.0DEG
Test Speed: HIGH
Temperature: 25.3DEG
Operators: ZhangXiao
Test Date: 2016-09-08

γ Range: 0 - 180DEG
γ Interval: 1.0DEG
Test System: EVERFINE GO-2000B_V1 SYSTEM V2.0.265
Humidity: 65.0%
Test Distance: 6.590m [K=1.0000]
Remarks:

Planar Illuminance Curve



C Range: 0 - 360DEG
C Interval: 15.0DEG
Test Speed: HIGH
Temperature: 25.3DEG
Operators: ZhangXiao
Test Date: 2016-09-08

γ Range: 0 - 180DEG
 γ Interval: 1.0DEG
Test System: EVERFINE GO-2000B_V1 SYSTEM V2.0.265
Humidity: 65.0%
Test Distance: 6.590m [K=1.0000]
Remarks:

LUMINOUS DISTRIBUTION INTENSITY DATA

Test:U:226.5V I:0.1260A P:27.40W PF:0.9600 Lamp Flux:2266.4x1 lm																			
NAME:										TYPE:					WEIGHT:				
DIM.:										SPEC.:					SERIAL No.:				
MFR.: Rayconn										SUR.:					PROTECTION ANGLE:				

Table--1

UNIT: cd

C(DEG) γ (DEG)	0	15	30	45	60	75	90	105	120	135	150	165	180	195	210	225	240	255	270
0	3475	3475	3475	3475	3475	3475	3475	3475	3475	3475	3475	3475	3475	3475	3475	3475	3475	3475	3475
5	3455	3453	3467	3476	3484	3494	3512	3518	3529	3540	3554	3560	3576	3593	3583	3592	3589	3591	3563
10	3711	3690	3707	3716	3730	3740	3774	3802	3849	3887	3930	3951	3974	3987	3973	3969	3966	3966	3935
15	3501	3541	3535	3582	3580	3605	3589	3617	3583	3599	3574	3592	3546	3496	3532	3500	3511	3479	3522
20	2557	2622	2606	2665	2650	2678	2610	2617	2529	2517	2448	2448	2379	2307	2370	2332	2354	2299	2367
25	1683	1732	1707	1736	1714	1712	1655	1639	1573	1564	1516	1496	1462	1412	1458	1444	1451	1419	1466
30	701	769	732	774	757	778	702	713	662	647	597	591	537	492	511	473	472	442	478
35	214	223	214	216	211	210	196	193	178	174	167	171	164	162	164	160	159	158	164
40	108	111	106	106	104	104	97.7	96.7	91.0	89.1	85.6	87.1	84.0	81.9	84.0	82.9	84.2	84.7	88.5
45	56.3	57.3	55.0	54.6	53.1	52.9	49.9	48.8	45.0	42.9	40.4	40.2	39.2	39.0	40.2	40.3	41.8	42.4	45.4
50	31.2	31.8	30.9	30.6	30.3	29.8	28.7	28.3	27.2	26.6	26.1	26.2	25.7	25.6	26.0	25.5	25.7	25.8	26.8
55	20.1	20.5	20.2	20.4	20.4	20.5	19.9	19.8	19.3	19.1	18.9	19.0	18.6	18.5	18.6	18.4	18.4	18.3	18.7
60	15.3	15.4	15.3	15.5	15.5	15.6	15.5	15.4	15.1	15.0	14.9	14.8	14.2	14.2	14.4	14.2	14.2	14.1	14.3
65	12.5	12.6	12.4	12.5	12.5	12.6	12.5	12.7	12.4	12.4	12.2	12.1	11.7	11.7	11.8	11.8	12.3	11.7	11.9
70	10.3	10.4	10.1	10.3	10.3	10.4	10.2	10.4	10.1	10.2	9.92	9.81	9.56	9.59	9.67	9.74	10.3	9.72	10.1
75	8.64	8.63	8.38	8.50	8.48	8.50	8.42	8.59	8.39	8.58	8.22	8.13	8.11	8.09	8.14	8.21	8.80	8.19	8.63
80	7.04	7.10	6.83	6.93	6.93	6.92	6.87	7.11	6.81	7.02	6.56	6.49	6.76	6.77	6.81	6.92	7.86	7.00	7.29
85	5.68	5.65	5.50	5.53	5.50	5.47	5.40	5.54	5.47	5.76	5.36	5.22	5.81	5.84	5.87	5.96	6.34	6.07	6.26
90	4.57	4.58	4.38	4.41	4.41	4.40	4.36	4.56	4.64	5.08	4.57	4.29	5.24	5.23	5.25	5.33	5.83	5.41	5.59
95	4.22	4.18	4.20	4.18	4.20	4.17	4.20	4.21	4.46	4.76	4.46	4.22	5.36	5.36	5.36	5.37	5.64	5.47	5.50
100	4.18	4.16	4.17	4.16	4.16	4.15	4.16	4.17	4.32	4.38	4.25	4.17	5.48	5.48	5.49	5.49	5.59	5.57	5.58
105	4.23	4.23	4.22	4.22	4.20	4.20	4.20	4.23	4.26	4.32	4.26	4.26	5.70	5.72	5.72	5.72	5.79	5.80	5.79
110	4.65	4.61	4.62	4.59	4.59	4.59	4.60	4.62	4.67	4.71	4.72	4.71	6.18	6.21	6.21	6.23	6.27	6.29	6.25
115	5.52	5.44	5.47	5.43	5.44	5.42	5.49	5.49	5.59	5.61	5.67	5.65	6.97	7.03	7.02	7.06	7.07	7.10	7.03
120	6.88	6.76	6.81	6.75	6.77	6.74	6.83	6.82	6.95	6.98	7.05	7.03	8.11	8.19	8.18	8.24	8.22	8.27	8.17
125	8.59	8.46	8.51	8.43	8.46	8.42	8.52	8.50	8.64	8.67	8.75	8.72	9.56	9.65	9.64	9.71	9.69	9.74	9.65
130	10.4	10.3	10.3	10.3	10.3	10.2	10.3	10.3	10.4	10.5	10.5	10.5	11.2	11.3	11.3	11.3	11.3	11.4	11.3
135	12.2	12.1	12.1	12.1	12.1	12.0	12.1	12.1	12.2	12.3	12.3	12.3	12.9	13.0	13.0	13.0	13.0	13.0	12.9
140	14.0	13.9	13.9	13.9	13.8	13.8	13.9	13.9	14.0	14.1	14.1	14.1	14.6	14.7	14.7	14.8	14.7	14.8	14.7
145	15.7	15.6	15.7	15.6	15.6	15.6	15.7	15.7	15.8	15.8	15.9	15.9	16.3	16.4	16.3	16.4	16.4	16.4	16.3
150	17.2	17.1	17.2	17.1	17.1	17.1	17.2	17.2	17.3	17.3	17.4	17.4	17.7	17.8	17.7	17.8	17.7	17.8	17.7
155	18.2	18.2	18.2	18.2	18.2	18.1	18.2	18.2	18.2	18.2	18.3	18.3	18.6	18.6	18.6	18.6	18.6	18.6	18.5
160	18.6	18.6	18.6	18.6	18.5	18.5	18.5	18.5	18.5	18.5	18.5	18.5	18.8	18.8	18.8	18.8	18.7	18.7	18.7
165	18.4	18.4	18.4	18.4	18.4	18.3	18.3	18.3	18.3	18.3	18.3	18.3	18.7	18.6	18.6	18.6	18.5	18.5	18.5
170	18.2	18.2	18.2	18.2	18.1	18.1	18.1	18.1	18.1	18.1	18.1	18.1	18.4	18.4	18.4	18.4	18.3	18.3	18.3
175	18.4	18.4	18.4	18.4	18.4	18.3	18.3	18.3	18.4	18.4	18.4	18.4	18.6	18.6	18.6	18.6	18.5	18.5	18.5
180	18.8	18.8	18.8	18.8	18.8	18.8	18.8	18.8	18.8	18.8	18.8	18.8	18.8	18.8	18.8	18.8	18.8	18.8	18.8

C Range: 0 - 360DEG
C Interval: 15.0DEG
Test Speed: HIGH
Temperature:25.3DEG
Operators:ZhangXiao
Test Date:2016-09-08

γ Range: 0 - 180DEG
γ Interval: 1.0DEG
Test System:EVERFINE GO-2000B_V1 SYSTEM V2.0.265
Humidity:65.0%
Test Distance:6.590m [K=1.0000]
Remarks:

LUMINOUS DISTRIBUTION INTENSITY DATA

Test:U:226.5V I:0.1260A P:27.40W PF:0.9600 Lamp Flux:2266.4x1 lm		
NAME:	TYPE:	WEIGHT:
DIM.:	SPEC.:	SERIAL No.:
MFR.: Rayconn	SUR.:	PROTECTION ANGLE:

Table--2

UNIT: cd

C(DEG) γ (DEG)	285	300	315	330	345														
0	3475	3475	3475	3475	3475														
5	3555	3527	3516	3489	3482														
10	3916	3877	3843	3791	3764														
15	3483	3522	3485	3483	3455														
20	2352	2436	2413	2467	2470														
25	1480	1516	1553	1612	1620														
30	478	539	577	625	651														
35	165	174	180	191	197														
40	89.4	93.4	95.9	100	102														
45	46.0	49.1	50.6	53.3	53.6														
50	27.0	28.0	28.6	29.4	29.8														
55	18.7	19.3	19.4	19.5	19.5														
60	14.3	14.5	14.7	14.9	14.8														
65	11.7	11.9	12.0	12.1	12.0														
70	9.65	9.69	9.73	9.90	9.79														
75	8.16	8.23	8.26	8.36	8.28														
80	6.85	6.85	6.92	7.02	6.93														
85	6.03	6.12	6.09	6.22	6.05														
90	5.29	5.51	5.60	5.49	5.29														
95	5.40	5.67	5.83	5.45	5.34														
100	5.50	5.61	5.66	5.50	5.44														
105	5.72	5.72	5.70	5.66	5.64														
110	6.21	6.16	6.12	6.07	6.08														
115	7.00	6.91	6.88	6.82	6.83														
120	8.17	8.05	8.01	7.93	7.96														
125	9.65	9.52	9.48	9.40	9.43														
130	11.3	11.1	11.1	11.0	11.1														
135	13.0	12.8	12.8	12.7	12.8														
140	14.7	14.6	14.6	14.5	14.5														
145	16.3	16.2	16.2	16.1	16.1														
150	17.7	17.6	17.6	17.6	17.5														
155	18.6	18.5	18.5	18.5	18.5														
160	18.7	18.7	18.8	18.7	18.8														
165	18.5	18.5	18.6	18.5	18.6														
170	18.3	18.3	18.3	18.3	18.3														
175	18.4	18.4	18.5	18.4	18.4														
180	18.8	18.8	18.8	18.8	18.8														

C Range: 0 - 360DEG
C Interval: 15.0DEG
Test Speed: HIGH
Temperature:25.3DEG
Operators:ZhangXiao
Test Date:2016-09-08

γ Range: 0 - 180DEG
γ Interval: 1.0DEG
γ Test System:EVERFINE GO-2000B_V1 SYSTEM V2.0.265
Humidity:65.0%
Test Distance:6.590m [K=1.0000]
Remarks: