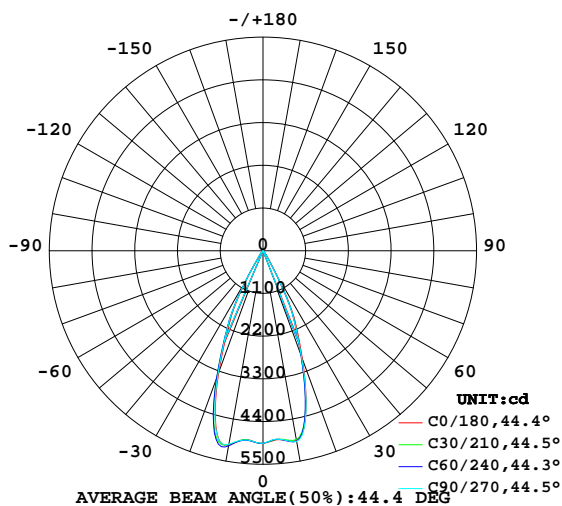


LUMINAIRE PHOTOMETRIC TEST REPORT

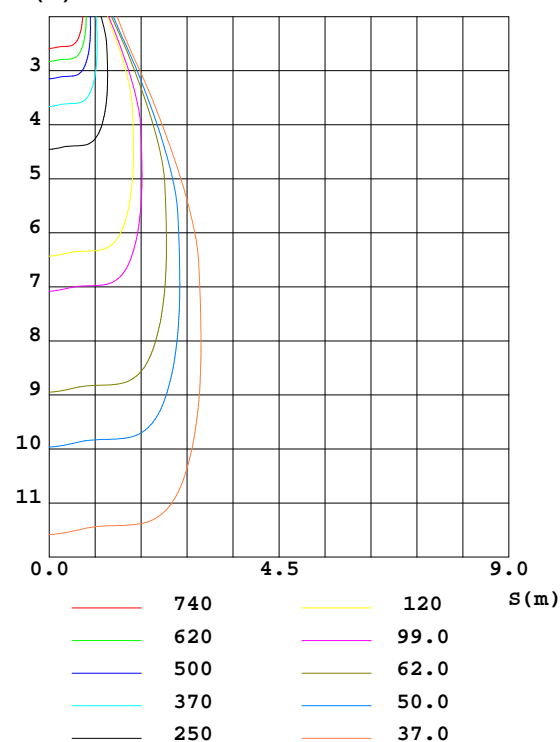
Test:U:226.6V I:0.1790A P:38.40W PF:0.9470 Lamp Flux:2874.55x1 lm		
NAME:	TYPE:	WEIGHT:
DIM.:	SPEC.:	SERIAL No.:
MFR.: Rayconn	SUR.:	PROTECTION ANGLE:

DATA OF LAMP		PHOTOMETRIC DATA Eff: 74.86 lm/W			
MODEL	TL15-40W-930-W-45	Imax(cd)	5158	S/MH(C0/180)	0.69
NOMINAL POWER(W)	38	LOR(%)	100.0	S/MH(C90/270)	0.68
RATED VOLTAGE(V)	226	TOTAL FLUX(lm)	2874.6	η UP,DN(C0-180)	1.3,46.6
NOMINAL FLUX(lm)	2874.55	CIE CLASS	DIRECT	η UP,DN(C180-360)	1.4,50.7
LAMPS INSIDE	1	η up(%)	2.7	CIBSE SHR NOM	0.50
TEST VOLTAGE(V)	226.6	η down(%)	97.3	CIBSE SHR MAX	0.70

LUMINOUS INTENSITY DISTRIBUTION DIAGRAM



C0 PLANE ISOLUX DIAGRAM (UNIT:lx)



C Range: 0 - 360DEG
C Interval: 15.0DEG
Test Speed: HIGH
Temperature:25.3DEG
Operators:ZhangXiao
Test Date:2016-07-27

γ Range: 0 - 180DEG
γ Interval: 1.0DEG
Test System:EVERFINE GO-2000B_V1 SYSTEM V2.0.265
Humidity:65.0%
Test Distance:6.610m [K=1.0000]
Remarks:

ZONAL FLUX DIAGRAM

ZONAL FLUX DIAGRAM:

γ	C0	C45	C90	C135	C180	C225	C270	C315	γ	Φ zone	Φ total	%lum, lamp
10	4959	4953	4983	5039	5081	5100	5060	5013	0- 10	471.3	471.3	16.4,16.4
20	2970	2901	2901	3092	3325	3441	3406	3121	10- 20	1204	1676	58.3,58.3
30	656.6	584.7	593.0	685.5	829.5	871.8	868.9	712.0	20- 30	862.5	2538	88.3,88.3
40	94.26	83.12	78.71	85.15	91.18	99.43	101.8	102.1	30- 40	154.2	2692	93.7,93.7
50	34.48	33.52	33.20	34.80	35.19	36.51	36.86	36.14	40- 50	42.88	2735	95.1,95.1
60	20.51	20.48	20.62	21.43	21.17	21.44	21.58	21.13	50- 60	24.24	2759	96.96
70	14.34	14.25	14.31	14.81	14.42	14.61	14.73	14.58	60- 70	17.41	2777	96.6,96.6
80	9.343	9.091	9.117	9.497	9.988	10.11	10.23	9.996	70- 80	12.70	2789	97.97
90	5.738	5.439	5.619	5.628	6.998	6.888	6.876	6.724	80- 90	8.509	2798	97.3,97.3
100	5.335	5.240	5.315	5.292	7.074	6.953	6.935	6.948	90-100	6.733	2805	97.6,97.6
110	6.021	6.079	6.096	5.971	7.706	7.664	7.644	7.704	100-110	6.739	2811	97.8,97.8
120	9.035	9.198	9.210	8.906	9.956	9.871	9.849	10.02	110-120	7.938	2819	98.1,98.1
130	13.59	13.78	13.78	13.42	13.83	13.69	13.70	13.97	120-130	10.32	2830	98.4,98.4
140	18.28	18.41	18.46	18.11	18.28	18.14	18.13	18.45	130-140	12.34	2842	98.9,98.9
150	22.29	22.36	22.51	22.22	22.30	22.23	22.19	22.43	140-150	12.77	2855	99.3,99.3
160	23.68	23.71	23.76	23.78	23.93	23.95	23.98	24.02	150-160	10.79	2866	99.7,99.7
170	22.98	23.02	23.15	23.25	23.39	23.45	23.50	23.47	160-170	6.697	2872	99.9,99.9
180	23.82	23.87	23.92	23.96	23.82	23.87	23.93	23.96	170-180	2.234	2875	100,100
DEG	LUMINOUS INTENSITY:cd									UNIT:lm		

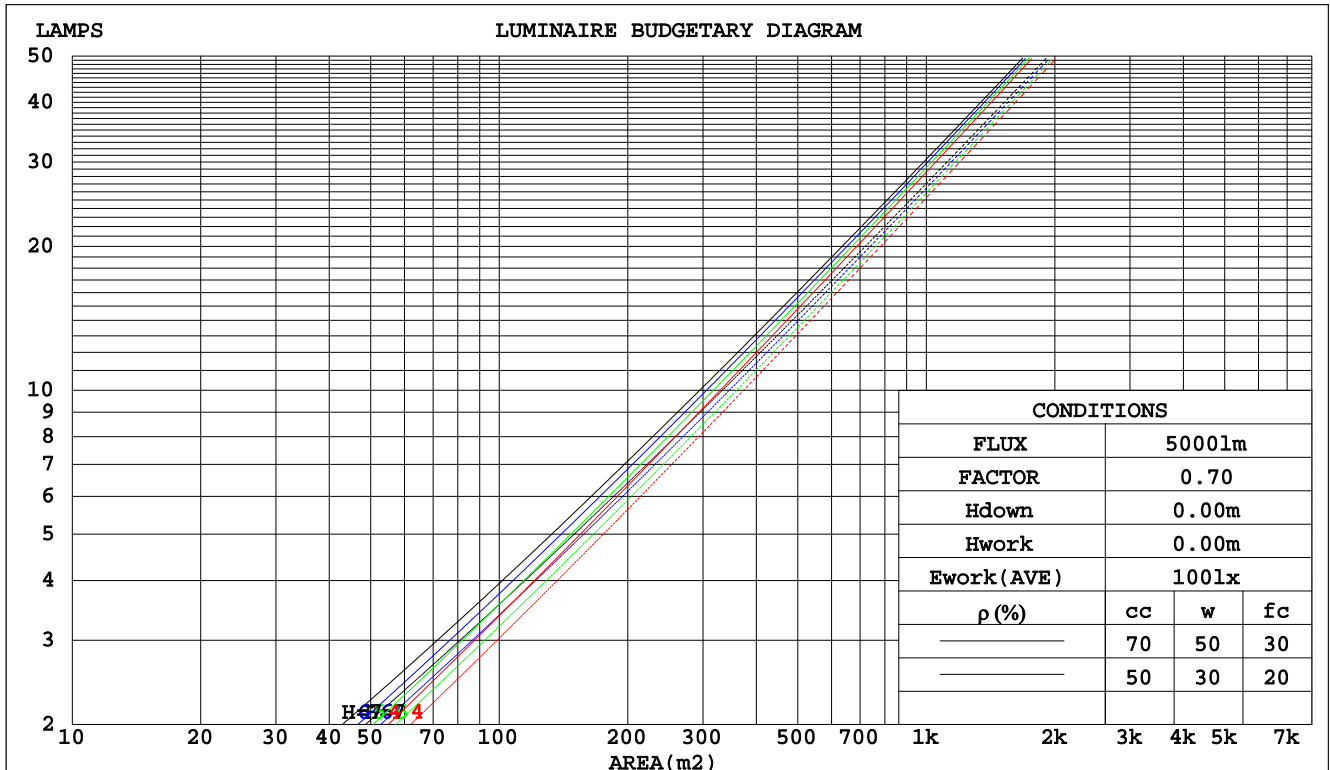
C Range: 0 - 360DEG
C Interval: 15.0DEG
Test Speed: HIGH
Temperature:25.3DEG
Operators:ZhangXiao
Test Date:2016-07-27

γ Range: 0 - 180DEG
γ Interval: 1.0DEG
Test System:EVERFINE GO-2000B_V1 SYSTEM V2.0.265
Humidity:65.0%
Test Distance:6.610m [K=1.0000]
Remarks:

CU AND LUMINAIRE BUDGETARY ESTIMATE DIAGRAM

Test:U:226.6V I:0.1790A P:38.40W PF:0.9470 Lamp Flux:2874.55x1 lm		
NAME:	TYPE:	WEIGHT:
DIM.:	SPEC.:	SERIAL No.:
MFR.: Rayconn	SUR.:	PROTECTION ANGLE:

pcc	80%			70%			50%			30%			10%			0														
pw	50%	30%	10%	50%	30%	10%	50%	30%	10%	50%	30%	10%	50%	30%	10%	0														
pfc	20%			20%			20%			20%			20%			0														
RCR	RCR:Room Cavity Ratio															Coefficients of Utilization(CU)														
0.0	1.18	1.18	1.18	1.15	1.15	1.15	1.10	1.10	1.10	1.04	1.04	1.04	.00	.00	.00	.97														
1.0	1.11	1.08	1.06	1.08	1.06	1.04	1.04	1.02	1.01	.00	.98	.97	.96	.95	.94	.92														
2.0	1.04	1.01	.97	1.02	.99	.96	.99	.96	.94	.95	.93	.91	.92	.91	.89	.87														
3.0	.98	.94	.90	.97	.93	.90	.94	.91	.88	.91	.88	.86	.89	.86	.84	.83														
4.0	.93	.88	.85	.92	.87	.84	.89	.86	.83	.87	.84	.81	.85	.82	.80	.79														
5.0	.88	.83	.80	.87	.83	.79	.85	.81	.78	.84	.80	.77	.82	.79	.76	.75														
6.0	.84	.79	.75	.83	.78	.75	.82	.77	.74	.80	.76	.74	.79	.75	.73	.72														
7.0	.80	.75	.72	.80	.75	.71	.78	.74	.71	.77	.73	.70	.76	.72	.70	.68														
8.0	.77	.72	.68	.76	.71	.68	.75	.71	.67	.74	.70	.67	.73	.69	.67	.65														
9.0	.73	.68	.65	.73	.68	.65	.72	.68	.64	.71	.67	.64	.70	.66	.64	.63														
10.0	.70	.65	.62	.70	.65	.62	.69	.65	.62	.68	.64	.61	.67	.64	.61	.60														



C Range: 0 - 360DEG
C Interval: 15.0DEG
Test Speed: HIGH
Temperature:25.3DEG
Operators:ZhangXiao
Test Date:2016-07-27

γ Range: 0 - 180DEG
γ Interval: 1.0DEG
Test System:EVERFINE GO-2000B_V1 SYSTEM V2.0.265
Humidity:65.0%
Test Distance:6.610m [K=1.0000]
Remarks:

WEC AND CCEC

Test:U:226.6V I:0.1790A P:38.40W PF:0.9470 Lamp Flux:2874.55x1 lm					
NAME:		TYPE:		WEIGHT:	
DIM.:		SPEC.:		SERIAL No.:	
MFR.: Rayconn		SUR.:		PROTECTION ANGLE:	

pcc	80%			70%			50%			30%			10%			0
ρw	50%	30%	10%	50%	30%	10%	50%	30%	10%	50%	30%	10%	50%	30%	10%	0
ρfc	20%			20%			20%			20%			20%			0
RCR	RCR:Room Cavity Ratio						Wall Exitance Coefficients(WEC)									
0.0																
1.0	.165	.094	.030	.158	.090	.029	.144	.082	.026	.131	.075	.024	.119	.069	.022	
2.0	.154	.084	.026	.148	.081	.025	.136	.076	.023	.125	.070	.022	.115	.065	.020	
3.0	.144	.077	.023	.139	.074	.022	.129	.070	.021	.119	.065	.020	.111	.061	.019	
4.0	.136	.071	.021	.131	.069	.020	.123	.065	.019	.114	.061	.019	.107	.058	.018	
5.0	.129	.066	.019	.125	.064	.019	.117	.061	.018	.110	.058	.017	.103	.055	.017	
6.0	.122	.061	.018	.119	.060	.017	.112	.057	.017	.106	.055	.016	.100	.053	.016	
7.0	.116	.058	.016	.113	.056	.016	.107	.054	.016	.102	.052	.015	.096	.050	.015	
8.0	.111	.054	.015	.108	.053	.015	.103	.052	.015	.098	.050	.014	.093	.048	.014	
9.0	.107	.052	.014	.104	.051	.014	.099	.049	.014	.095	.047	.014	.090	.046	.013	
10.0	.102	.049	.014	.100	.048	.013	.096	.047	.013	.091	.045	.013	.088	.044	.013	

pcc	80%			70%			50%			30%			10%			0
ρw	50%	30%	10%	50%	30%	10%	50%	30%	10%	50%	30%	10%	50%	30%	10%	0
ρfc	20%			20%			20%			20%			20%			0
RCR	RCR:Room Cavity Ratio			Ceiling Cavity Exitance Coefficients(CCEC)												
0.0	.211	.211	.211	.180	.180	.180	.123	.123	.123	.071	.071	.071	.023	.023	.023	
1.0	.191	.178	.166	.163	.153	.143	.112	.105	.099	.064	.061	.058	.021	.020	.019	
2.0	.174	.153	.135	.149	.132	.117	.102	.091	.082	.059	.053	.048	.019	.017	.016	
3.0	.161	.134	.113	.138	.116	.098	.095	.080	.069	.055	.047	.040	.018	.015	.013	
4.0	.150	.119	.096	.129	.103	.083	.088	.072	.059	.051	.042	.035	.016	.014	.011	
5.0	.140	.107	.083	.120	.093	.072	.083	.065	.051	.048	.038	.030	.015	.012	.010	
6.0	.132	.098	.073	.114	.085	.064	.078	.059	.045	.045	.035	.027	.015	.011	.009	
7.0	.125	.090	.065	.108	.078	.057	.074	.055	.040	.043	.032	.024	.014	.011	.008	
8.0	.119	.084	.059	.103	.073	.052	.071	.051	.037	.041	.030	.022	.013	.010	.007	
9.0	.114	.078	.054	.098	.068	.047	.068	.048	.034	.040	.028	.020	.013	.009	.007	
10.0	.109	.074	.050	.094	.064	.044	.065	.045	.031	.038	.027	.019	.012	.009	.006	

C Range: 0 - 360DEG
C Interval: 15.0DEG
Test Speed: HIGH
Temperature:25.3DEG
Operators:ZhangXiao
Test Date:2016-07-27

γ Range: 0 - 180DEG
γ Interval: 1.0DEG
Test System:EVERFINE GO-2000B_V1 SYSTEM V2.0.265
Humidity:65.0%
Test Distance:6.610m [K=1.0000]
Remarks:

Uncorrected UGR Table

Test:U:226.6V I:0.1790A P:38.40W PF:0.9470 Lamp Flux:2874.55x1 lm											
NAME:					TYPE:			WEIGHT:			
DIM.:					SPEC.:			SERIAL No.:			
MFR.: Rayconn					SUR.:			PROTECTION ANGLE:			
ceiling/cavity	0.7	0.7	0.5	0.5	0.3	0.7	0.7	0.5	0.5	0.3	
walls	0.5	0.3	0.5	0.3	0.3	0.5	0.3	0.5	0.3	0.3	
working plane	0.2	0.2	0.2	0.2	0.2	0.2	0.2	0.2	0.2	0.2	
Room dimensions		Viewed crosswise					Viewed endwise				
x = 2H y = 2H	11.2	12.0	11.4	12.2	12.4	10.7	11.5	10.9	11.7	11.9	
	3H	11.8	12.6	12.1	12.8	13.0	11.4	12.2	11.7	12.4	12.6
	4H	12.3	13.0	12.6	13.2	13.5	11.9	12.6	12.2	12.9	13.1
	6H	12.8	13.4	13.1	13.7	14.0	12.5	13.1	12.8	13.4	13.7
	8H	13.1	13.7	13.4	14.0	14.3	12.8	13.4	13.1	13.7	14.0
	12H	13.4	14.0	13.8	14.4	14.7	13.1	13.7	13.5	14.1	14.4
4H	2H	11.3	12.0	11.6	12.2	12.5	10.8	11.5	11.1	11.8	12.1
	3H	12.2	12.8	12.5	13.1	13.4	11.8	12.5	12.2	12.8	13.1
	4H	12.8	13.3	13.2	13.7	14.0	12.5	13.1	12.9	13.4	13.8
	6H	13.5	14.0	13.9	14.4	14.8	13.3	13.8	13.7	14.1	14.5
	8H	13.9	14.4	14.4	14.8	15.2	13.7	14.2	14.1	14.6	15.0
	12H	14.4	14.8	14.9	15.3	15.7	14.2	14.6	14.6	15.0	15.5
8H	4H	13.0	13.5	13.4	13.9	14.3	12.8	13.2	13.2	13.6	14.0
	6H	14.0	14.3	14.4	14.8	15.2	13.7	14.1	14.2	14.6	15.0
	8H	14.5	14.9	15.0	15.3	15.8	14.3	14.7	14.8	15.1	15.6
	12H	15.2	15.5	15.7	16.0	16.5	15.0	15.3	15.5	15.8	16.3
12H	4H	13.0	13.5	13.5	13.9	14.3	12.8	13.2	13.2	13.6	14.1
	6H	14.1	14.4	14.5	14.9	15.3	13.9	14.2	14.4	14.7	15.2
	8H	14.7	15.0	15.2	15.5	16.0	14.5	14.8	15.0	15.3	15.8
Variations with the observer position at spacings:											
S = 1.0H	+ 0.8 / - 0.6					+ 0.5 / - 0.5					
1.5H	+ 1.6 / - 0.5					+ 1.1 / - 0.4					
2.0H	+ 0.5 / - 0.2					+ 0.3 / - 0.2					

CIE Pub.117 Corrected 2875 lm Total Lamp Luminous Flux.(8log(F/F0) = 3.7)

C Range: 0 - 360DEG
C Interval: 15.0DEG
Test Speed: HIGH
Temperature:25.3DEG
Operators:ZhangXiao
Test Date:2016-07-27

γ Range: 0 - 180DEG
γ Interval: 1.0DEG
Test System:EVERFINE GO-2000B_V1 SYSTEM V2.0.265
Humidity:65.0%
Test Distance:6.610m [K=1.0000]
Remarks:

UTILIZATION FACTORS TABLE

Test:U:226.6V I:0.1790A P:38.40W PF:0.9470 Lamp Flux:2874.55x1 lm		
NAME:	TYPE:	WEIGHT:
DIM.:	SPEC.:	SERIAL No.:
MFR.: Rayconn	SUR.:	PROTECTION ANGLE:

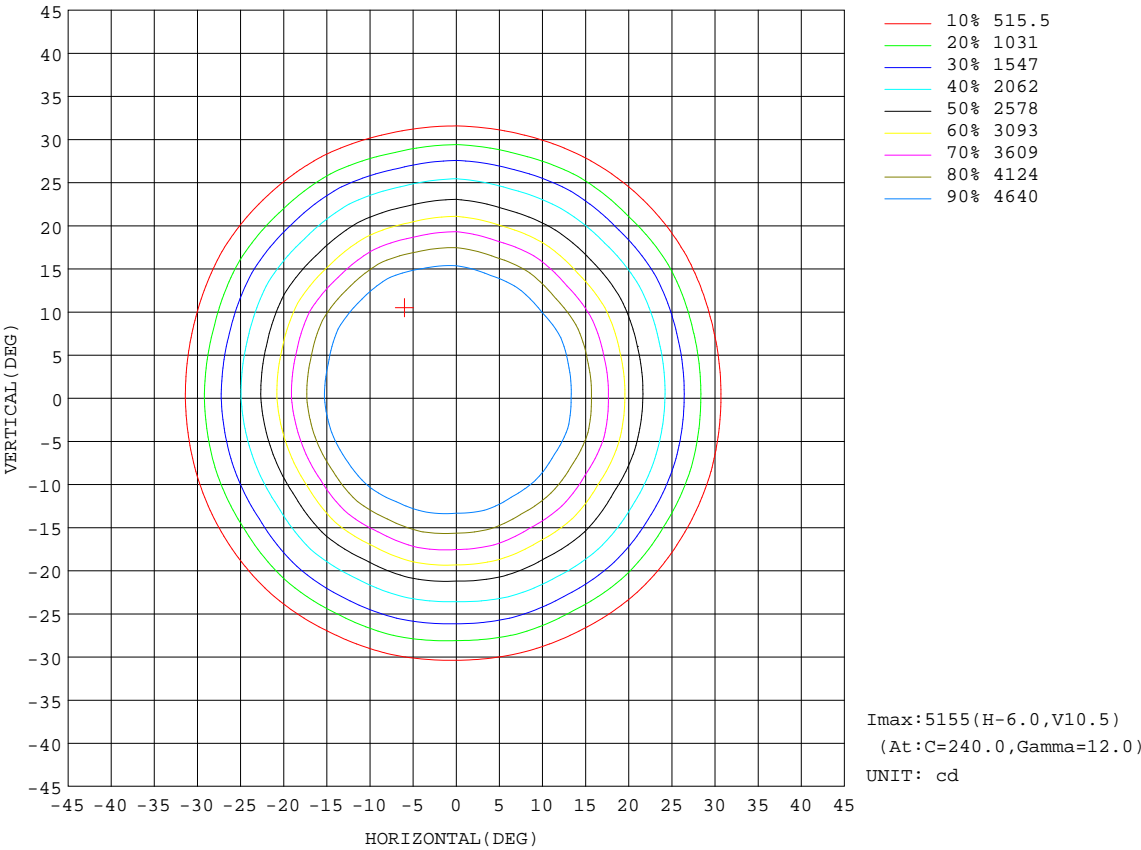
REFLECTANCE										
Ceiling	0.8	0.8	0.8	0.7	0.7	0.7	0.5	0.5	0.5	0
Walls	0.7	0.5	0.3	0.7	0.5	0.3	0.7	0.5	0.3	0
Working plane	0.2	0.2	0.2	0.2	0.2	0.2	0.2	0.2	0.2	0
ROOM INDEX	UTILIZATION FACTORS(PERCENT) $k(RI) \times RCR = 5$									
$k = 0.60$	88	82	78	87	81	78	86	81	78	74
0.80	95	89	86	94	89	85	93	88	85	81
1.00	99	93	90	98	93	89	96	92	89	85
1.25	103	97	94	101	97	94	99	95	93	88
1.50	105	101	97	104	100	97	101	98	95	90
2.00	108	104	100	106	102	99	103	100	98	92
2.50	109	106	103	108	104	102	104	101	99	93
3.00	111	108	105	109	106	104	105	103	101	94
4.00	113	110	108	111	108	106	107	105	103	95
5.00	114	112	110	112	110	108	108	106	105	96
ROOM INDEX	UF(total)									Direct
According to DIN EN 13032-2 2004			Suspended					SHRNOM = 1.25		

C Range: 0 - 360DEG
C Interval: 15.0DEG
Test Speed: HIGH
Temperature:25.3DEG
Operators:ZhangXiao
Test Date:2016-07-27

γ Range: 0 - 180DEG
 γ Interval: 1.0DEG
 γ Test System:EVERFINE GO-2000B_V1 SYSTEM V2.0.265
Humidity:65.0%
Test Distance:6.610m [K=1.0000]
Remarks:

ISOCANDELA DIAGRAM

Test:U:226.6V I:0.1790A P:38.40W PF:0.9470 Lamp Flux:2874.55x1 lm		
NAME:	TYPE:	WEIGHT:
DIM.:	SPEC.:	SERIAL No.:
MFR.: Rayconn	SUR.:	PROTECTION ANGLE:

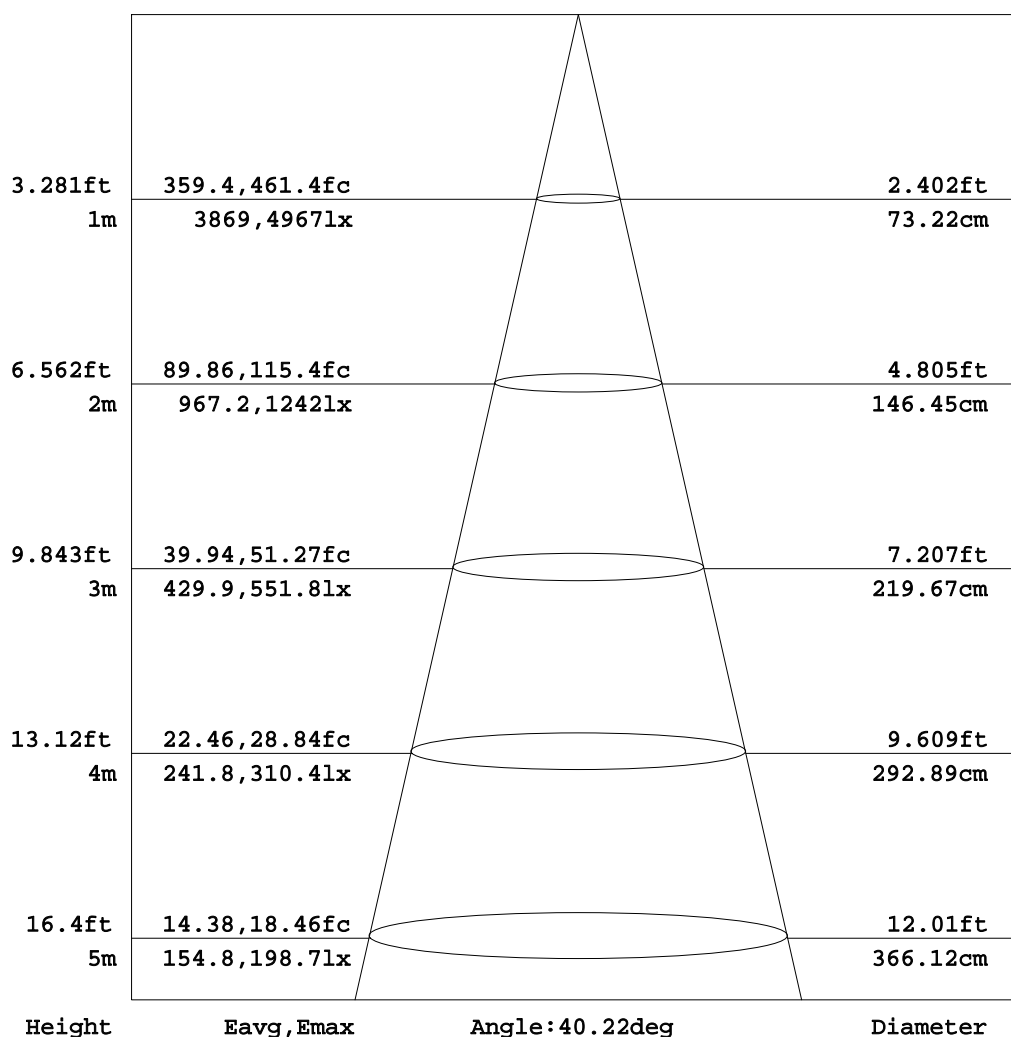


C Range: 0 - 360DEG	γ Range: 0 - 180DEG
C Interval: 15.0DEG	γ Interval: 1.0DEG
Test Speed: HIGH	Test System:EVERFINE GO-2000B_V1 SYSTEM V2.0.265
Temperature:25.3DEG	Humidity:65.0%
Operators:ZhangXiao	Test Distance:6.610m [K=1.0000]
Test Date:2016-07-27	Remarks:

AAI Figure

Test:U:226.6V I:0.1790A P:38.40W PF:0.9470 Lamp Flux:2874.55x1 lm		
NAME:	TYPE:	WEIGHT:
DIM.:	SPEC.:	SERIAL No.:
MFR.: Rayconn	SUR.:	PROTECTION ANGLE:

Flux out:1791 lm



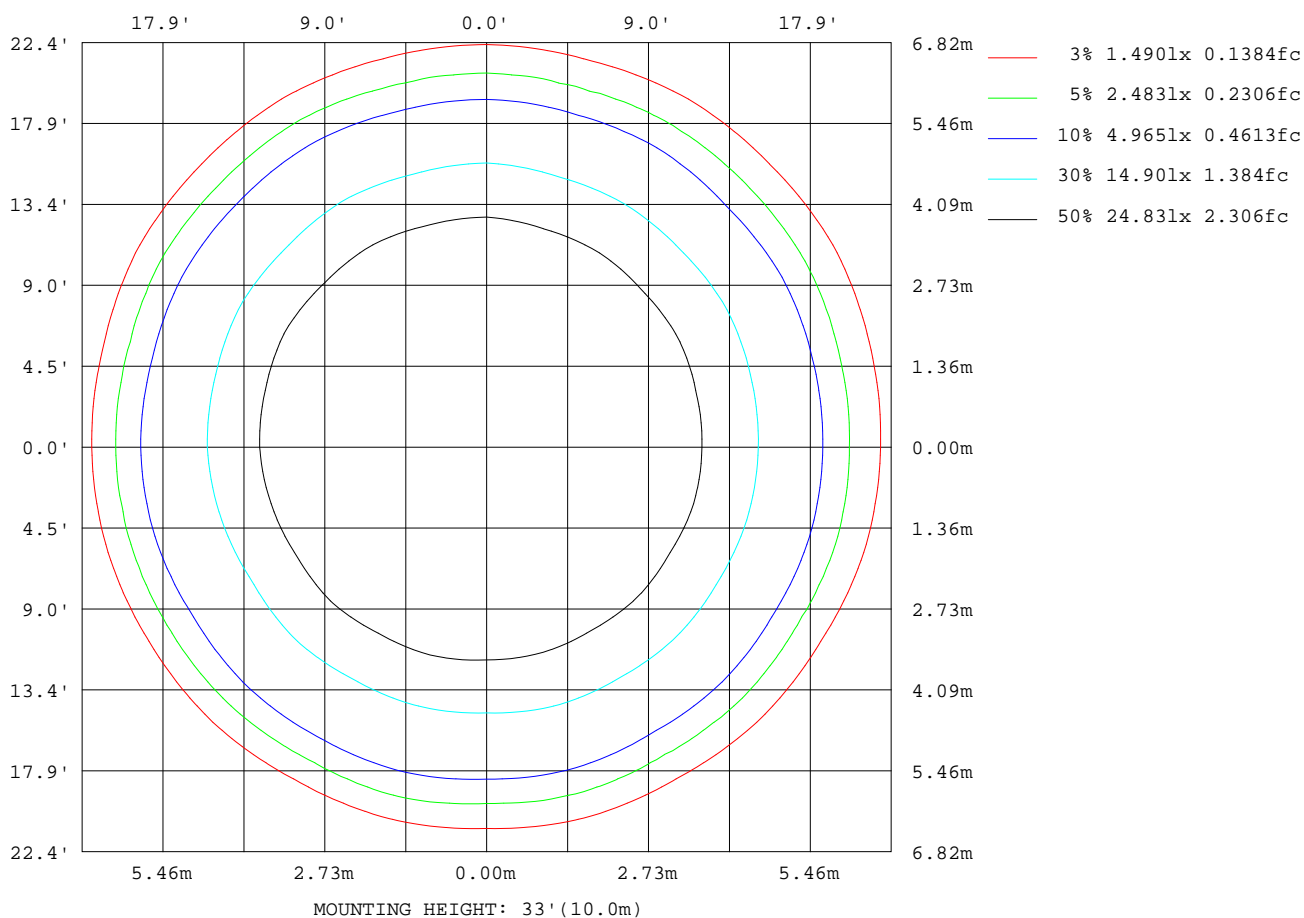
Note: The Curves indicate the illuminated area and the average illumination when the luminaire is at different distance.

C Range: 0 - 360DEG
C Interval: 15.0DEG
Test Speed: HIGH
Temperature: 25.3DEG
Operators: ZhangXiao
Test Date: 2016-07-27

γ Range: 0 - 180DEG
γ Interval: 1.0DEG
Test System: EVERFINE GO-2000B_V1 SYSTEM V2.0.265
Humidity: 65.0%
Test Distance: 6.610m [K=1.0000]
Remarks:

ISOLUX DIAGRAM

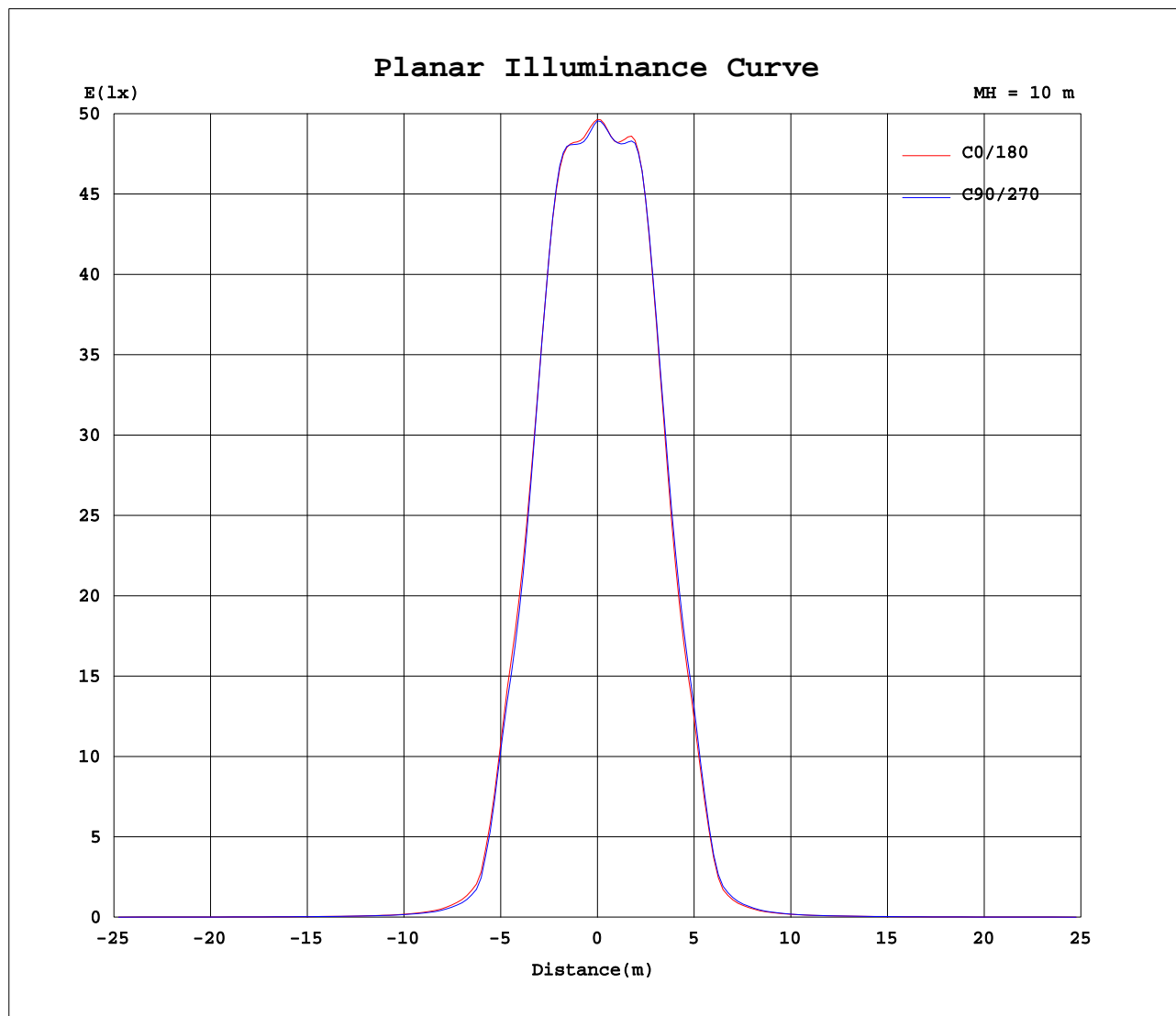
Test:U:226.6V I:0.1790A P:38.40W PF:0.9470 Lamp Flux:2874.55x1 lm		
NAME:	TYPE:	WEIGHT:
DIM.:	SPEC.:	SERIAL No.:
MFR.: Rayconn	SUR.:	PROTECTION ANGLE:



C Range: 0 - 360DEG
C Interval: 15.0DEG
Test Speed: HIGH
Temperature: 25.3DEG
Operators: ZhangXiao
Test Date: 2016-07-27

γ Range: 0 - 180DEG
γ Interval: 1.0DEG
Test System: EVERFINE GO-2000B_V1 SYSTEM V2.0.265
Humidity: 65.0%
Test Distance: 6.610m [K=1.0000]
Remarks:

Planar Illuminance Curve



C Range: 0 - 360DEG
C Interval: 15.0DEG
Test Speed: HIGH
Temperature: 25.3DEG
Operators: ZhangXiao
Test Date: 2016-07-27

γ Range: 0 - 180DEG
 γ Interval: 1.0DEG
Test System: EVERFINE GO-2000B_V1 SYSTEM V2.0.265
Humidity: 65.0%
Test Distance: 6.610m [K=1.0000]
Remarks:

LUMINOUS DISTRIBUTION INTENSITY DATA

Test:U:226.6V I:0.1790A P:38.40W PF:0.9470 Lamp Flux:2874.55x1 lm																			
NAME:										TYPE:					WEIGHT:				
DIM.:										SPEC.:					SERIAL No.:				
MFR.: Rayconn										SUR.:					PROTECTION ANGLE:				

Table--1

UNIT: cd

C(DEG) γ (DEG)	0	15	30	45	60	75	90	105	120	135	150	165	180	195	210	225	240	255	270
0	4957	4957	4957	4957	4957	4957	4957	4957	4957	4957	4957	4957	4957	4957	4957	4957	4957	4957	4957
5	4881	4870	4871	4866	4875	4870	4872	4858	4859	4863	4871	4870	4878	4877	4882	4888	4899	4893	4891
10	4959	4949	4936	4953	4979	4988	4983	4977	5004	5039	5085	5097	5081	5064	5061	5100	5100	5098	5060
15	4279	4301	4230	4246	4217	4286	4284	4364	4392	4519	4545	4643	4695	4706	4812	4803	4849	4755	4724
20	2970	2948	2867	2901	2856	2903	2901	2977	2974	3092	3084	3200	3325	3367	3504	3441	3494	3388	3406
25	1903	1881	1826	1843	1800	1844	1805	1851	1845	1905	1882	1972	2046	2073	2146	2119	2167	2121	2148
30	657	627	593	585	566	584	593	626	638	686	692	782	829	818	891	872	920	844	869
35	199	192	178	175	166	168	163	169	168	180	184	195	197	202	220	219	228	221	224
40	94.3	90.2	84.5	83.1	79.9	80.1	78.7	80.4	80.8	85.2	87.4	91.1	91.2	93.2	99.4	99.4	103	101	102
45	52.3	50.9	48.8	48.1	47.0	47.3	46.9	47.7	48.1	49.8	51.0	52.5	52.3	53.0	55.6	55.7	57.2	56.3	56.7
50	34.5	34.2	33.7	33.5	33.1	33.3	33.2	33.6	34.0	34.8	35.5	35.7	35.2	35.4	36.5	36.5	37.1	36.7	36.9
55	25.9	25.9	25.8	25.7	25.5	25.6	25.7	26.1	26.3	26.8	27.2	27.3	26.8	26.8	27.5	27.4	27.7	27.5	27.6
60	20.5	20.5	20.5	20.5	20.4	20.5	20.6	20.9	21.0	21.4	21.7	21.8	21.2	21.2	21.5	21.4	21.6	21.5	21.6
65	17.3	17.3	17.2	17.2	17.2	17.3	17.4	17.6	17.7	17.8	18.0	18.0	17.4	17.4	17.6	17.6	17.7	17.7	17.8
70	14.3	14.3	14.2	14.3	14.2	14.3	14.3	14.5	14.6	14.8	15.0	15.0	14.4	14.4	14.6	14.6	14.8	14.7	14.7
75	11.7	11.6	11.6	11.6	11.5	11.7	11.7	11.9	11.9	12.1	12.2	12.3	12.1	12.1	12.2	12.3	12.3	12.3	12.3
80	9.34	9.24	9.13	9.09	9.02	9.08	9.12	9.27	9.30	9.50	9.67	9.77	9.99	9.97	10.1	10.1	10.3	10.1	10.2
85	7.25	7.08	6.96	6.92	6.83	6.88	6.90	7.07	7.04	7.20	7.45	7.61	8.25	8.20	8.30	8.35	8.41	8.39	8.38
90	5.74	5.43	5.47	5.44	5.50	5.52	5.62	5.71	5.67	5.63	5.86	6.05	7.00	6.79	6.86	6.89	6.91	6.88	6.88
95	5.51	5.29	5.32	5.30	5.35	5.36	5.42	5.47	5.45	5.41	5.60	5.89	7.07	6.80	6.81	6.81	6.81	6.81	6.80
100	5.34	5.23	5.28	5.24	5.27	5.28	5.32	5.40	5.32	5.29	5.42	5.52	7.07	6.94	6.94	6.95	6.94	6.95	6.94
105	5.42	5.38	5.41	5.41	5.44	5.44	5.45	5.51	5.43	5.40	5.44	5.43	7.22	7.17	7.15	7.16	7.15	7.16	7.14
110	6.02	6.00	6.08	6.08	6.12	6.07	6.10	6.06	6.06	5.97	5.97	5.91	7.71	7.71	7.64	7.66	7.63	7.67	7.64
115	7.24	7.23	7.37	7.35	7.43	7.33	7.37	7.27	7.29	7.14	7.13	7.02	8.61	8.62	8.53	8.55	8.50	8.56	8.52
120	9.03	9.03	9.21	9.20	9.30	9.17	9.21	9.07	9.10	8.91	8.90	8.72	9.96	9.96	9.85	9.87	9.79	9.87	9.85
125	11.2	11.2	11.4	11.4	11.5	11.4	11.4	11.3	11.3	11.1	11.0	10.9	11.8	11.8	11.6	11.6	11.6	11.7	11.6
130	13.6	13.6	13.8	13.8	13.9	13.8	13.8	13.6	13.6	13.4	13.4	13.2	13.8	13.8	13.7	13.7	13.6	13.7	13.7
135	16.0	16.0	16.1	16.1	16.2	16.1	16.1	16.0	16.0	15.8	15.7	15.6	16.0	16.0	15.9	15.9	15.8	15.9	15.9
140	18.3	18.3	18.4	18.4	18.5	18.4	18.5	18.3	18.3	18.1	18.1	17.9	18.3	18.2	18.1	18.1	18.1	18.1	18.1
145	20.5	20.5	20.6	20.6	20.7	20.6	20.7	20.5	20.5	20.4	20.3	20.2	20.5	20.4	20.3	20.3	20.3	20.3	20.3
150	22.3	22.3	22.4	22.4	22.4	22.4	22.5	22.3	22.3	22.2	22.3	22.1	22.3	22.3	22.2	22.2	22.2	22.2	22.2
155	23.4	23.4	23.5	23.5	23.5	23.5	23.5	23.5	23.5	23.4	23.4	23.3	23.5	23.5	23.5	23.5	23.5	23.5	23.5
160	23.7	23.7	23.7	23.7	23.7	23.7	23.8	23.8	23.8	23.8	23.8	23.8	23.9	23.9	23.9	23.9	24.0	24.0	24.0
165	23.3	23.3	23.3	23.3	23.4	23.4	23.4	23.5	23.5	23.5	23.5	23.6	23.7	23.7	23.8	23.8	23.8	23.8	23.8
170	23.0	23.0	23.0	23.0	23.1	23.1	23.1	23.2	23.2	23.3	23.3	23.3	23.4	23.4	23.4	23.4	23.5	23.5	23.5
175	23.3	23.3	23.3	23.3	23.4	23.4	23.4	23.4	23.5	23.5	23.5	23.5	23.5	23.5	23.5	23.5	23.5	23.6	23.6
180	23.8	23.8	23.9	23.9	23.9	23.9	23.9	23.9	24.0	24.0	24.0	23.9	23.8	23.8	23.9	23.9	23.9	23.9	23.9

C Range: 0 - 360DEG
C Interval: 15.0DEG
Test Speed: HIGH
Temperature:25.3DEG
Operators:ZhangXiao
Test Date:2016-07-27

γ Range: 0 - 180DEG
γ Interval: 1.0DEG
Test System:EVERFINE GO-2000B_V1 SYSTEM V2.0.265
Humidity:65.0%
Test Distance:6.610m [K=1.0000]
Remarks:

LUMINOUS DISTRIBUTION INTENSITY DATA

Test:U:226.6V I:0.1790A P:38.40W PF:0.9470 Lamp Flux:2874.55x1 lm					
NAME:			TYPE:		WEIGHT:
DIM.:			SPEC.:		SERIAL No.:
MFR.: Rayconn			SUR.:		PROTECTION ANGLE:

Table--2

UNIT: cd

C(DEC) γ (DEC)	285	300	315	330	345														
0	4957	4957	4957	4957	4957														
5	4885	4878	4880	4871	4873														
10	5037	5008	5013	4995	4983														
15	4600	4570	4437	4436	4329														
20	3267	3248	3121	3119	3013														
25	2065	2059	2005	2015	1948														
30	791	800	712	734	681														
35	216	224	219	221	208														
40	99.6	103	102	103	98.5														
45	55.3	56.7	56.0	56.3	54.1														
50	36.2	36.5	36.1	36.1	35.1														
55	27.2	27.2	26.8	26.7	26.1														
60	21.4	21.4	21.1	21.0	20.6														
65	17.7	17.6	17.5	17.4	17.2														
70	14.6	14.6	14.6	14.5	14.4														
75	12.2	12.2	12.2	12.1	12.0														
80	10.1	10.1	10.00	9.99	9.96														
85	8.33	8.30	8.23	8.23	8.44														
90	6.83	6.80	6.72	6.80	7.39														
95	6.81	6.81	6.82	6.86	7.45														
100	6.94	6.94	6.95	6.97	7.22														
105	7.16	7.15	7.18	7.20	7.27														
110	7.67	7.64	7.70	7.72	7.80														
115	8.58	8.55	8.63	8.65	8.76														
120	9.92	9.91	10.0	10.1	10.2														
125	11.7	11.7	11.9	11.9	12.1														
130	13.8	13.8	14.0	14.0	14.2														
135	16.0	16.0	16.2	16.2	16.4														
140	18.3	18.3	18.4	18.5	18.7														
145	20.5	20.5	20.6	20.6	20.8														
150	22.3	22.3	22.4	22.4	22.5														
155	23.6	23.5	23.6	23.6	23.7														
160	24.0	24.0	24.0	24.0	24.0														
165	23.8	23.8	23.8	23.8	23.8														
170	23.5	23.5	23.5	23.5	23.5														
175	23.6	23.6	23.6	23.6	23.6														
180	23.9	23.9	24.0	24.0	23.9														

C Range: 0 - 360DEG
C Interval: 15.0DEG
Test Speed: HIGH
Temperature:25.3DEG
Operators:ZhangXiao
Test Date:2016-07-27

γ Range: 0 - 180DEG
γ Interval: 1.0DEG
Test System:EVERFINE GO-2000B_V1 SYSTEM V2.0.265
Humidity:65.0%
Test Distance:6.610m [K=1.0000]
Remarks: