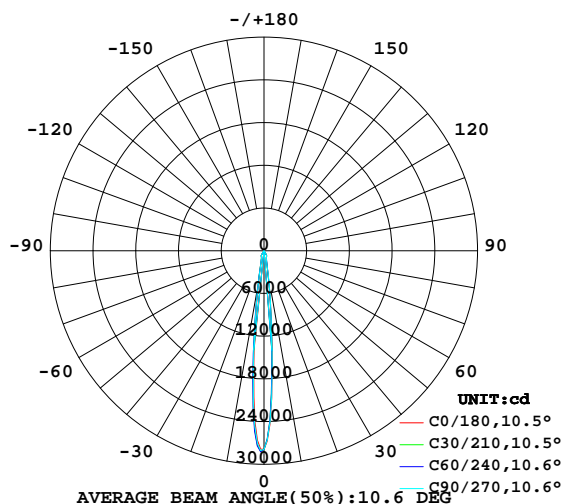


## LUMINAIRE PHOTOMETRIC TEST REPORT

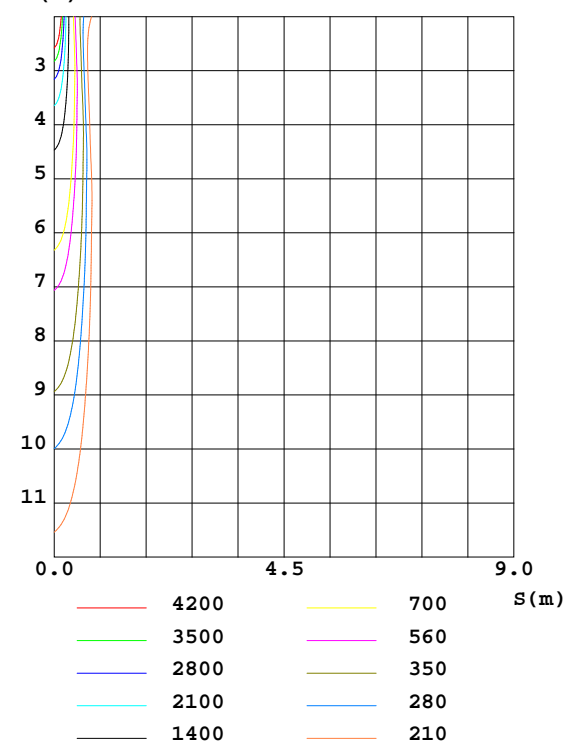
Test:U:226.6V I:0.0900A P:19.60W PF:0.9550 Lamp Flux:2179.56x1 lm		
NAME:	TYPE:	WEIGHT:
DIM.:	SPEC.:	SERIAL No.:
MFR.: Rayconn	SUR.:	PROTECTION ANGLE:

DATA OF LAMP		PHOTOMETRIC DATA Eff: 111.20 lm/W			
MODEL	TL16-20W-840-W-10	Imax(cd)	28249	S/MH(C0/180)	0.16
NOMINAL POWER(W)	20	LOR(%)	100.0	S/MH(C90/270)	0.16
RATED VOLTAGE(V)	226	TOTAL FLUX(lm)	2179.6	η UP,DN(C0-180)	1.2,45.8
NOMINAL FLUX(lm)	2179.56	CIE CLASS	DIRECT	η UP,DN(C180-360)	1.4,51.5
LAMPS INSIDE	1	η up(%)	2.6	CIBSE SHR NOM	0.00
TEST VOLTAGE(V)	226.6	η down(%)	97.4	CIBSE SHR MAX	1.00

LUMINOUS INTENSITY DISTRIBUTION DIAGRAM



C0 PLANE ISOLUX DIAGRAM (UNIT:lx)



C Range: 0 - 360DEG  
C Interval: 15.0DEG  
Test Speed: HIGH  
Temperature:25.3DEG  
Operators:ZhangXiao  
Test Date:2016-08-01

γ Range: 0 - 180DEG  
γ Interval: 1.0DEG  
Test System:EVERFINE GO-2000B\_V1 SYSTEM V2.0.265  
Humidity:65.0%  
Test Distance:6.610m [K=1.0000]  
Remarks:



## ZONAL FLUX DIAGRAM

### ZONAL FLUX DIAGRAM:

γ	C0	C45	C90	C135	C180	C225	C270	C315	γ	Φ zone	Φ total	ℓlum, lamp
10	338.7	335.6	349.7	389.6	435.6	461.6	463.2	378.3	0- 10	1059	1059	48.6,48.6
20	101.7	102.2	103.5	104.4	105.2	107.5	106.2	102.6	10- 20	476.8	1536	70.5,70.5
30	68.94	67.39	67.01	74.91	79.08	79.61	77.76	73.29	20- 30	409.5	1945	89.2,89.2
40	2.624	2.506	2.542	2.900	3.002	3.319	3.537	2.910	30- 40	140.2	2085	95.7,95.7
50	0.7198	0.7841	0.8430	0.7357	0.7257	0.7623	0.8145	0.7275	40- 50	10.73	2096	96.2,96.2
60	0.8047	0.7898	0.8040	0.7486	0.7203	0.7383	0.7453	0.7324	50- 60	6.518	2103	96.5,96.5
70	0.6639	0.6499	0.6634	0.6616	0.6627	0.6754	0.6887	0.6549	60- 70	7.449	2110	96.8,96.8
80	0.6135	0.6008	0.6126	0.5973	0.5839	0.5840	0.5916	0.5855	70- 80	6.533	2117	97.1,97.1
90	0.4734	0.4279	0.4315	0.4411	0.5432	0.5224	0.5210	0.5253	80- 90	6.054	2123	97.4,97.4
100	0.2795	0.2736	0.2780	0.2708	0.5393	0.5300	0.5285	0.5368	90-100	4.774	2127	97.6,97.6
110	0.4662	0.4647	0.4709	0.4619	0.5774	0.5754	0.5740	0.5791	100-110	4.829	2132	97.8,97.8
120	0.5514	0.5510	0.5595	0.5527	0.6596	0.6593	0.6584	0.6659	110-120	5.579	2138	98.1,98.1
130	0.9081	0.9133	0.9199	0.8730	0.9394	0.9316	0.9344	0.9673	120-130	6.461	2144	98.4,98.4
140	1.530	1.528	1.531	1.508	1.520	1.509	1.512	1.537	130-140	9.622	2154	98.8,98.8
150	1.732	1.730	1.735	1.723	1.775	1.746	1.751	1.774	140-150	10.36	2164	99.3,99.3
160	1.837	1.835	1.843	1.833	1.839	1.835	1.842	1.846	150-160	8.292	2173	99.7,99.7
170	1.884	1.879	1.891	1.896	1.903	1.900	1.904	1.903	160-170	5.318	2178	99.9,99.9
180	1.588	1.612	1.638	1.642	1.589	1.612	1.637	1.642	170-180	1.737	2180	100,100
DEG	LUMINOUS INTENSITY:×10cd									UNIT:lm		

C Range: 0 - 360DEG  
C Interval: 15.0DEG  
Test Speed: HIGH  
Temperature:25.3DEG  
Operators:ZhangXiao  
Test Date:2016-08-01

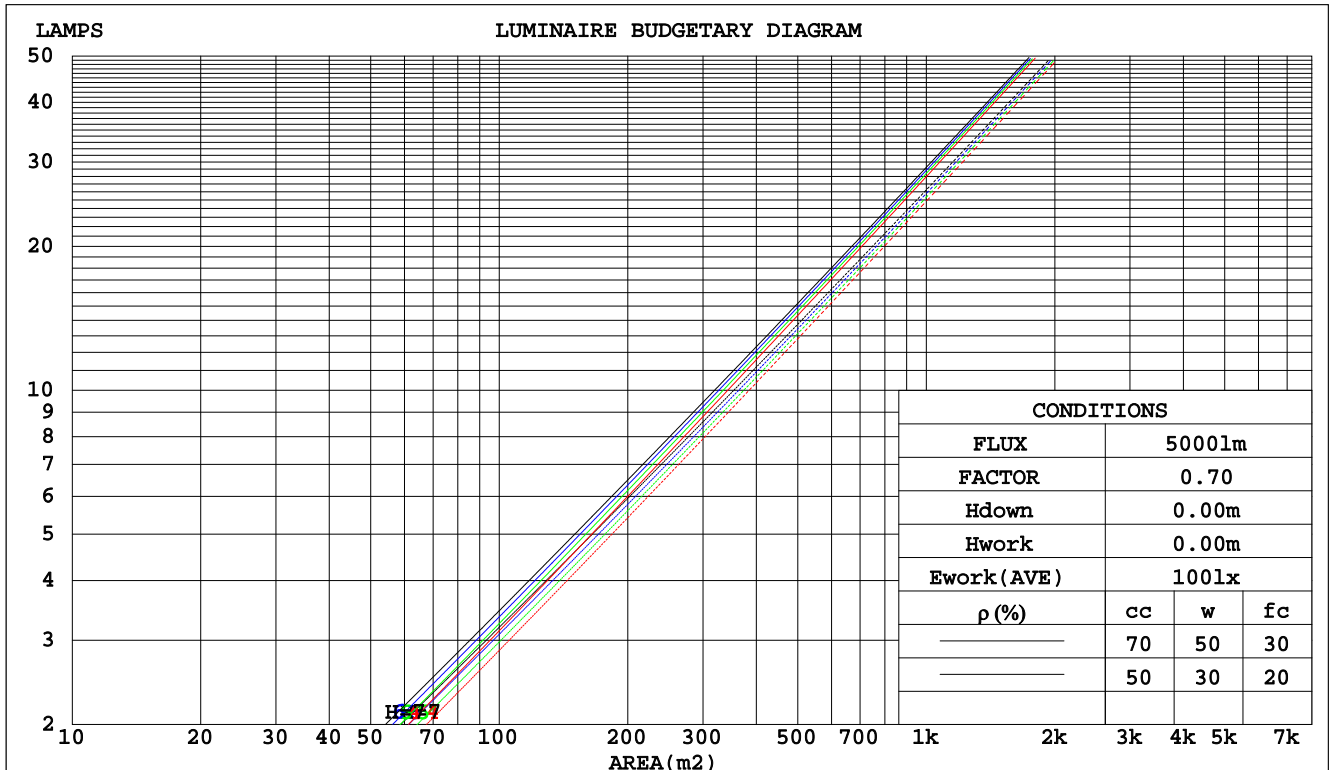
γ Range: 0 - 180DEG  
γ Interval: 1.0DEG  
Test System:EVERFINE GO-2000B\_V1 SYSTEM V2.0.265  
Humidity:65.0%  
Test Distance:6.610m [K=1.0000]  
Remarks:



### CU AND LUMINAIRE BUDGETARY ESTIMATE DIAGRAM

Test:U:226.6V I:0.0900A P:19.60W PF:0.9550 Lamp Flux:2179.56x1 lm		
NAME:	TYPE:	WEIGHT:
DIM.:	SPEC.:	SERIAL No.:
MFR.: Rayconn	SUR.:	PROTECTION ANGLE:

pcc	80%			70%			50%			30%			10%			0
pw	50%	30%	10%	50%	30%	10%	50%	30%	10%	50%	30%	10%	50%	30%	10%	0
pfc	20%			20%			20%			20%			20%			0
RCR	RCR:Room Cavity Ratio						Coefficients of Utilization(CU)									
0.0	1.18	1.18	1.18	1.15	1.15	1.15	1.10	1.10	1.10	1.04	1.04	1.04	.00	.00	.00	.97
1.0	1.12	1.10	1.08	1.10	1.08	1.06	1.05	1.04	1.03	1.01	1.00	.99	.97	.97	.96	.94
2.0	1.07	1.04	1.01	1.05	1.02	.00	1.01	.99	.97	.98	.96	.95	.95	.94	.93	.91
3.0	1.02	.99	.96	1.01	.97	.95	.98	.95	.93	.95	.93	.91	.93	.91	.90	.88
4.0	.98	.94	.91	.97	.93	.91	.95	.92	.89	.93	.90	.88	.91	.89	.87	.86
5.0	.95	.91	.88	.94	.90	.87	.92	.89	.86	.90	.87	.85	.88	.86	.84	.83
6.0	.92	.88	.85	.91	.87	.84	.89	.86	.84	.88	.85	.83	.86	.84	.82	.81
7.0	.89	.85	.82	.88	.84	.82	.87	.84	.81	.86	.83	.81	.85	.82	.80	.79
8.0	.86	.82	.80	.86	.82	.79	.85	.81	.79	.84	.81	.79	.83	.80	.78	.77
9.0	.84	.80	.78	.84	.80	.77	.83	.79	.77	.82	.79	.77	.81	.78	.76	.75
10.0	.82	.78	.76	.82	.78	.75	.81	.77	.75	.80	.77	.75	.79	.77	.75	.74



C Range: 0 - 360DEG  
C Interval: 15.0DEG  
Test Speed: HIGH  
Temperature:25.3DEG  
Operators:ZhangXiao  
Test Date:2016-08-01

γ Range: 0 - 180DEG  
γ Interval: 1.0DEG  
Test System:EVERFINE GO-2000B\_V1 SYSTEM V2.0.265  
Humidity:65.0%  
Test Distance:6.610m [K=1.0000]  
Remarks:



**WEC AND CCEC**

Test:U:226.6V I:0.0900A P:19.60W PF:0.9550 Lamp Flux:2179.56x1 lm									
NAME:				TYPE:			WEIGHT:		
DIM.:				SPEC.:			SERIAL No.:		
MFR.: Rayconn				SUR.:			PROTECTION ANGLE:		

pcc	80%			70%			50%			30%			10%			0
pw	50%	30%	10%	50%	30%	10%	50%	30%	10%	50%	30%	10%	50%	30%	10%	0
pfc	20%			20%			20%			20%			20%			0
RCR	RCR:Room Cavity Ratio						Wall Exitance Coefficients(WEC)									
0.0																
1.0	.141	.080	.025	.133	.076	.024	.119	.068	.022	.107	.061	.020	.095	.055	.018	
2.0	.129	.071	.022	.123	.068	.021	.111	.062	.019	.101	.056	.018	.091	.051	.016	
3.0	.119	.064	.019	.114	.061	.018	.104	.057	.017	.095	.052	.016	.087	.048	.015	
4.0	.111	.058	.017	.107	.056	.017	.098	.052	.016	.091	.049	.015	.083	.045	.014	
5.0	.104	.053	.015	.100	.052	.015	.093	.049	.014	.086	.046	.014	.080	.043	.013	
6.0	.098	.049	.014	.095	.048	.014	.088	.045	.013	.083	.043	.013	.077	.041	.012	
7.0	.093	.046	.013	.090	.045	.013	.084	.043	.012	.079	.041	.012	.074	.039	.011	
8.0	.088	.043	.012	.085	.042	.012	.080	.040	.011	.076	.038	.011	.071	.037	.011	
9.0	.084	.040	.011	.081	.040	.011	.077	.038	.011	.073	.036	.010	.069	.035	.010	
10.0	.080	.038	.011	.078	.037	.010	.074	.036	.010	.070	.035	.010	.066	.033	.010	

pcc	80%			70%			50%			30%			10%			0
ρw	50%	30%	10%	50%	30%	10%	50%	30%	10%	50%	30%	10%	50%	30%	10%	0
ρfc	20%			20%			20%			20%			20%			0
RCR	RCR:Room Cavity Ratio			Ceiling Cavity Exitance Coefficients(CCEC)												
0.0	.210	.210	.210	.180	.180	.180	.123	.123	.123	.071	.071	.071	.023	.023	.023	
1.0	.189	.178	.168	.161	.153	.144	.110	.105	.100	.064	.061	.058	.020	.020	.019	
2.0	.171	.153	.138	.146	.132	.119	.100	.091	.083	.058	.053	.049	.019	.017	.016	
3.0	.156	.134	.116	.134	.115	.100	.092	.080	.070	.053	.047	.042	.017	.015	.014	
4.0	.143	.118	.099	.123	.102	.086	.085	.071	.061	.049	.042	.036	.016	.014	.012	
5.0	.133	.106	.086	.114	.092	.075	.078	.064	.053	.045	.038	.031	.015	.012	.010	
6.0	.124	.096	.076	.106	.083	.066	.073	.058	.047	.043	.034	.028	.014	.011	.009	
7.0	.116	.088	.068	.100	.076	.060	.069	.053	.042	.040	.031	.025	.013	.010	.008	
8.0	.109	.081	.062	.094	.070	.054	.065	.049	.038	.038	.029	.023	.012	.010	.008	
9.0	.103	.075	.057	.089	.065	.049	.062	.046	.035	.036	.027	.021	.012	.009	.007	
10.0	.098	.071	.052	.085	.061	.046	.059	.043	.032	.034	.026	.019	.011	.008	.006	

C Range: 0 - 360DEG  
C Interval: 15.0DEG  
Test Speed: HIGH  
Temperature:25.3DEG  
Operators:ZhangXiao  
Test Date:2016-08-01

γ Range: 0 - 180DEG  
γ Interval: 1.0DEG  
Test System:EVERFINE GO-2000B\_V1 SYSTEM V2.0.265  
Humidity:65.0%  
Test Distance:6.610m [K=1.0000]  
Remarks:



### Uncorrected UGR Table

Test:U:226.6V I:0.0900A P:19.60W PF:0.9550 Lamp Flux:2179.56x1 lm											
NAME:					TYPE:			WEIGHT:			
DIM.:					SPEC.:			SERIAL No.:			
MFR.: Rayconn					SUR.:			PROTECTION ANGLE:			
ceiling/cavity	0.7	0.7	0.5	0.5	0.3	0.7	0.7	0.5	0.5	0.3	
walls	0.5	0.3	0.5	0.3	0.3	0.5	0.3	0.5	0.3	0.3	
working plane	0.2	0.2	0.2	0.2	0.2	0.2	0.2	0.2	0.2	0.2	
Room dimensions		Viewed crosswise					Viewed endwise				
x = 2H y = 2H	11.0	11.7	11.3	11.8	12.0	10.6	11.2	10.8	11.4	11.6	
	3H	11.2	11.8	11.5	12.0	12.3	10.8	11.4	11.1	11.6	11.9
	4H	11.4	12.0	11.7	12.3	12.5	11.1	11.6	11.4	11.9	12.1
	6H	11.9	12.4	12.2	12.7	13.0	11.6	12.1	11.9	12.4	12.7
	8H	12.2	12.8	12.6	13.0	13.3	12.0	12.5	12.3	12.8	13.1
	12H	12.7	13.2	13.1	13.5	13.9	12.5	13.0	12.8	13.3	13.6
4H	2H	10.9	11.5	11.2	11.7	12.0	10.5	11.0	10.8	11.3	11.5
	3H	11.2	11.7	11.6	12.0	12.4	10.9	11.4	11.2	11.7	12.0
	4H	11.6	12.1	12.0	12.4	12.8	11.3	11.7	11.7	12.1	12.4
	6H	12.3	12.7	12.7	13.1	13.5	12.1	12.5	12.5	12.9	13.3
	8H	12.9	13.2	13.3	13.6	14.1	12.7	13.0	13.1	13.4	13.8
	12H	13.6	13.9	14.0	14.3	14.8	13.4	13.7	13.8	14.2	14.6
8H	4H	11.7	12.1	12.2	12.5	12.9	11.5	11.8	11.9	12.2	12.6
	6H	12.7	13.1	13.2	13.5	14.0	12.5	12.8	13.0	13.3	13.7
	8H	13.5	13.8	14.0	14.2	14.7	13.3	13.6	13.8	14.1	14.6
	12H	14.5	14.7	15.0	15.2	15.7	14.3	14.6	14.8	15.0	15.6
12H	4H	11.8	12.1	12.2	12.5	13.0	11.5	11.9	12.0	12.3	12.7
	6H	12.9	13.2	13.4	13.6	14.1	12.7	13.0	13.2	13.4	13.9
	8H	13.7	14.0	14.3	14.5	15.0	13.6	13.8	14.1	14.3	14.8
Variations with the observer position at spacings:											
S = 1.0H	+ 0.5 / - 0.3					+ 0.4 / - 0.3					
1.5H	+ 0.9 / - 0.2					+ 0.7 / - 0.2					
2.0H	+ 0.4 / - 0.3					+ 0.3 / - 0.3					

CIE Pub.117 Corrected 2180 lm Total Lamp Luminous Flux.(8log(F/F0) = 2.7)

C Range: 0 - 360DEG  
C Interval: 15.0DEG  
Test Speed: HIGH  
Temperature:25.3DEG  
Operators:ZhangXiao  
Test Date:2016-08-01

γ Range: 0 - 180DEG  
γ Interval: 1.0DEG  
Test System:EVERFINE GO-2000B\_V1 SYSTEM V2.0.265  
Humidity:65.0%  
Test Distance:6.610m [K=1.0000]  
Remarks:



### UTILIZATION FACTORS TABLE

Test:U:226.6V I:0.0900A P:19.60W PF:0.9550 Lamp Flux:2179.56x1 lm		
NAME:	TYPE:	WEIGHT:
DIM.:	SPEC.:	SERIAL No.:
MFR.: Rayconn	SUR.:	PROTECTION ANGLE:

REFLECTANCE										
Ceiling	0.8	0.8	0.8	0.7	0.7	0.7	0.5	0.5	0.5	0
Walls	0.7	0.5	0.3	0.7	0.5	0.3	0.7	0.5	0.3	0
Working plane	0.2	0.2	0.2	0.2	0.2	0.2	0.2	0.2	0.2	0
ROOM INDEX	UTILIZATION FACTORS(PERCENT) $k(RI) \times RCR = 5$									
$k = 0.60$	89	83	80	88	83	79	87	82	79	76
0.80	96	90	87	95	90	87	94	89	86	83
1.00	100	94	91	99	94	91	97	93	90	86
1.25	103	98	95	102	98	95	100	96	94	89
1.50	106	101	98	105	101	98	102	99	96	92
2.00	108	104	101	107	103	100	104	101	98	93
2.50	110	106	103	108	105	102	105	102	100	94
3.00	111	108	105	109	106	104	106	103	102	95
4.00	113	111	108	111	109	107	107	105	104	96
5.00	115	112	111	112	110	109	108	107	105	97
ROOM INDEX	UF(total)									Direct
According to DIN EN 13032-2 2004			Suspended					SHRNOM = 1.25		

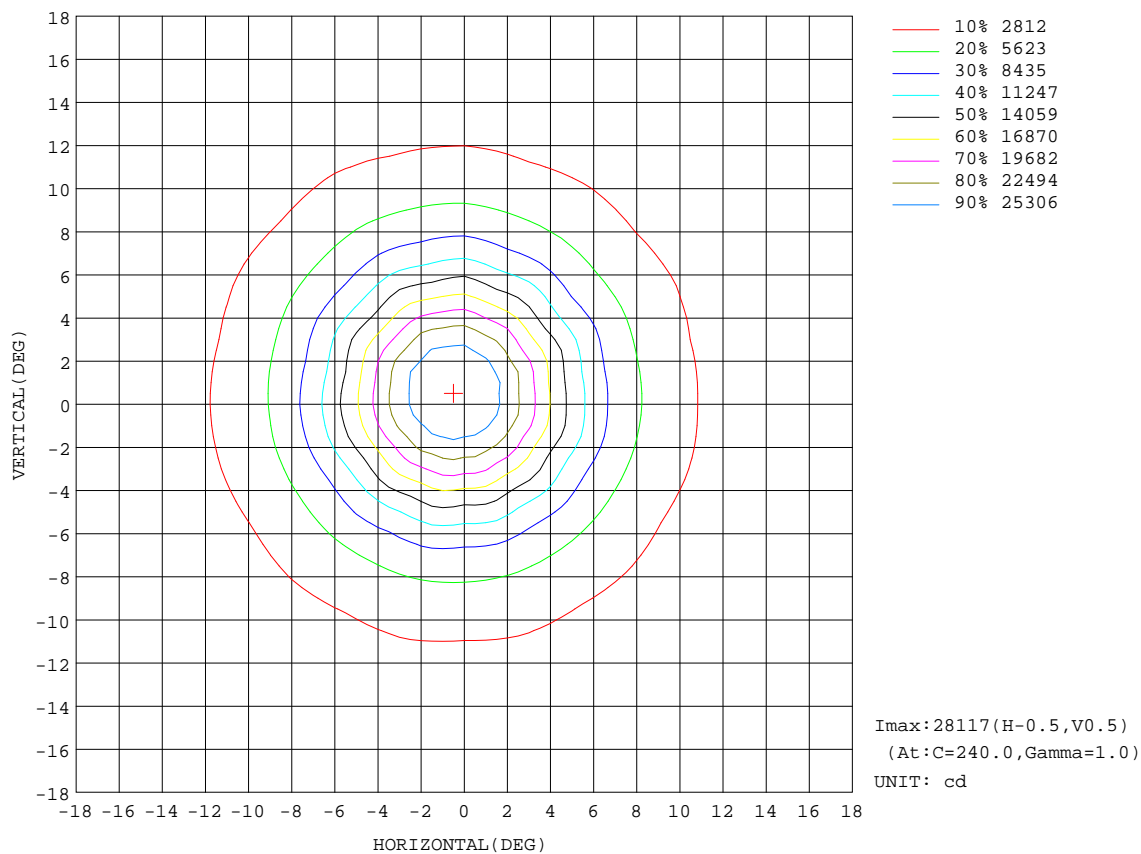
C Range: 0 - 360DEG  
C Interval: 15.0DEG  
Test Speed: HIGH  
Temperature:25.3DEG  
Operators:ZhangXiao  
Test Date:2016-08-01

$\gamma$  Range: 0 - 180DEG  
 $\gamma$  Interval: 1.0DEG  
 $\gamma$  Test System:EVERFINE GO-2000B\_V1 SYSTEM V2.0.265  
Humidity:65.0%  
Test Distance:6.610m [K=1.0000]  
Remarks:



### ISOCANDELA DIAGRAM

Test:U:226.6V I:0.0900A P:19.60W PF:0.9550 Lamp Flux:2179.56x1 lm		
NAME:	TYPE:	WEIGHT:
DIM.:	SPEC.:	SERIAL No.:
MFR.: Rayconn	SUR.:	PROTECTION ANGLE:




C Range: 0 - 360DEG  
C Interval: 15.0DEG  
Test Speed: HIGH  
Temperature: 25.3DEG  
Operators: ZhangXiao  
Test Date: 2016-08-01

γ Range: 0 - 180DEG  
γ Interval: 1.0DEG  
Test System: EVERFINE GO-2000B\_V1 SYSTEM V2.0.265  
Humidity: 65.0%  
Test Distance: 6.610m [K=1.0000]  
Remarks:



### AAI Figure

Test:U:226.6V I:0.0900A P:19.60W PF:0.9550 Lamp Flux:2179.56x1 lm		
NAME:	TYPE:	WEIGHT:
DIM.:	SPEC.:	SERIAL No.:
MFR.: Rayconn	SUR.:	PROTECTION ANGLE:



Note:The Curves indicate the illuminated area and the average illumination when the luminaire is at different distance.

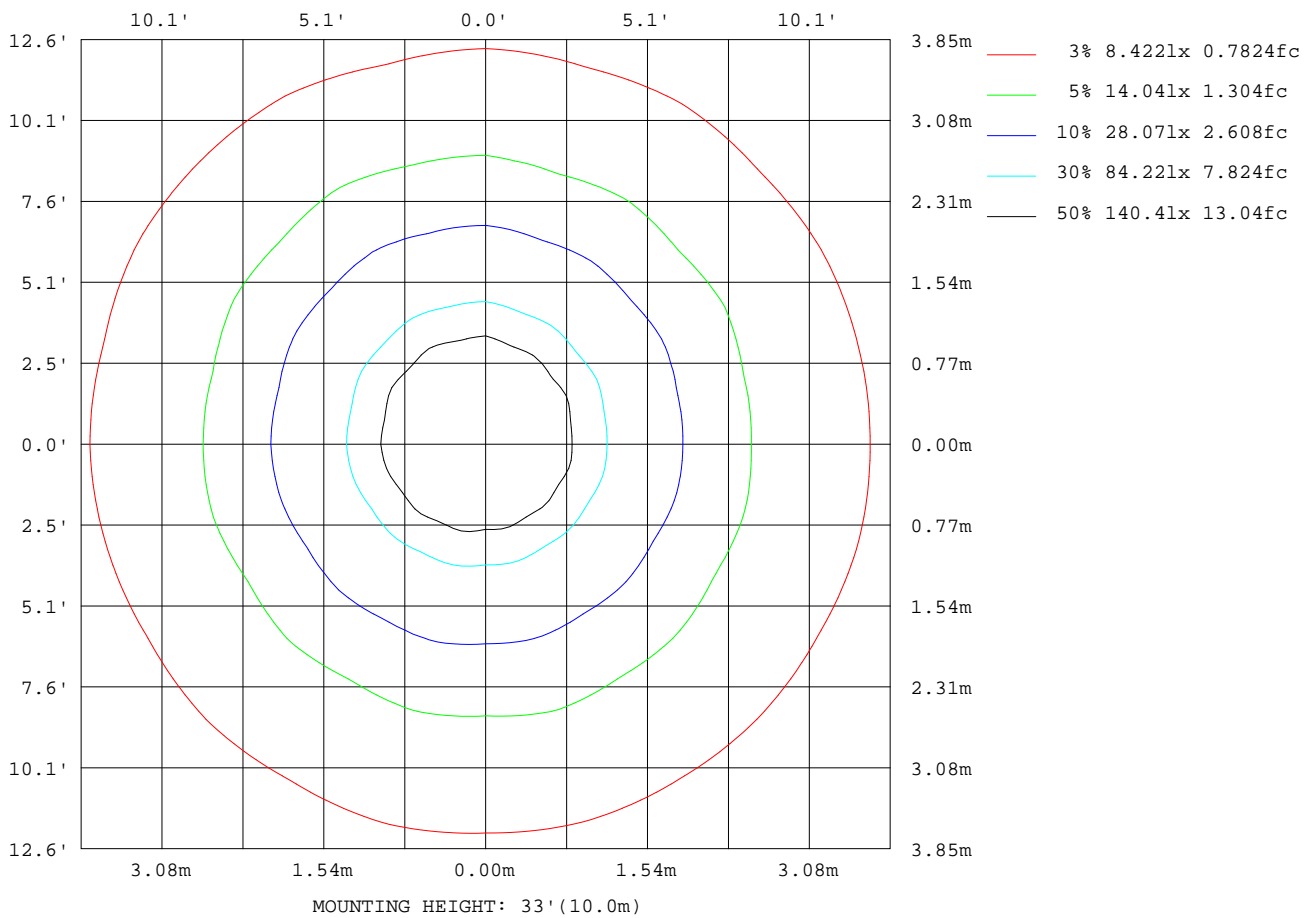
C Range: 0 - 360DEG  
C Interval: 15.0DEG  
Test Speed: HIGH  
Temperature:25.3DEG  
Operators:ZhangXiao  
Test Date:2016-08-01

γ Range: 0 - 180DEG  
γ Interval: 1.0DEG  
Test System:EVERFINE GO-2000B\_V1 SYSTEM V2.0.265  
Humidity:65.0%  
Test Distance:6.610m [K=1.0000]  
Remarks:



## ISOLUX DIAGRAM

Test:U:226.6V I:0.0900A P:19.60W PF:0.9550 Lamp Flux:2179.56x1 lm		
NAME:	TYPE:	WEIGHT:
DIM.:	SPEC.:	SERIAL No.:
MFR.: Rayconn	SUR.:	PROTECTION ANGLE:

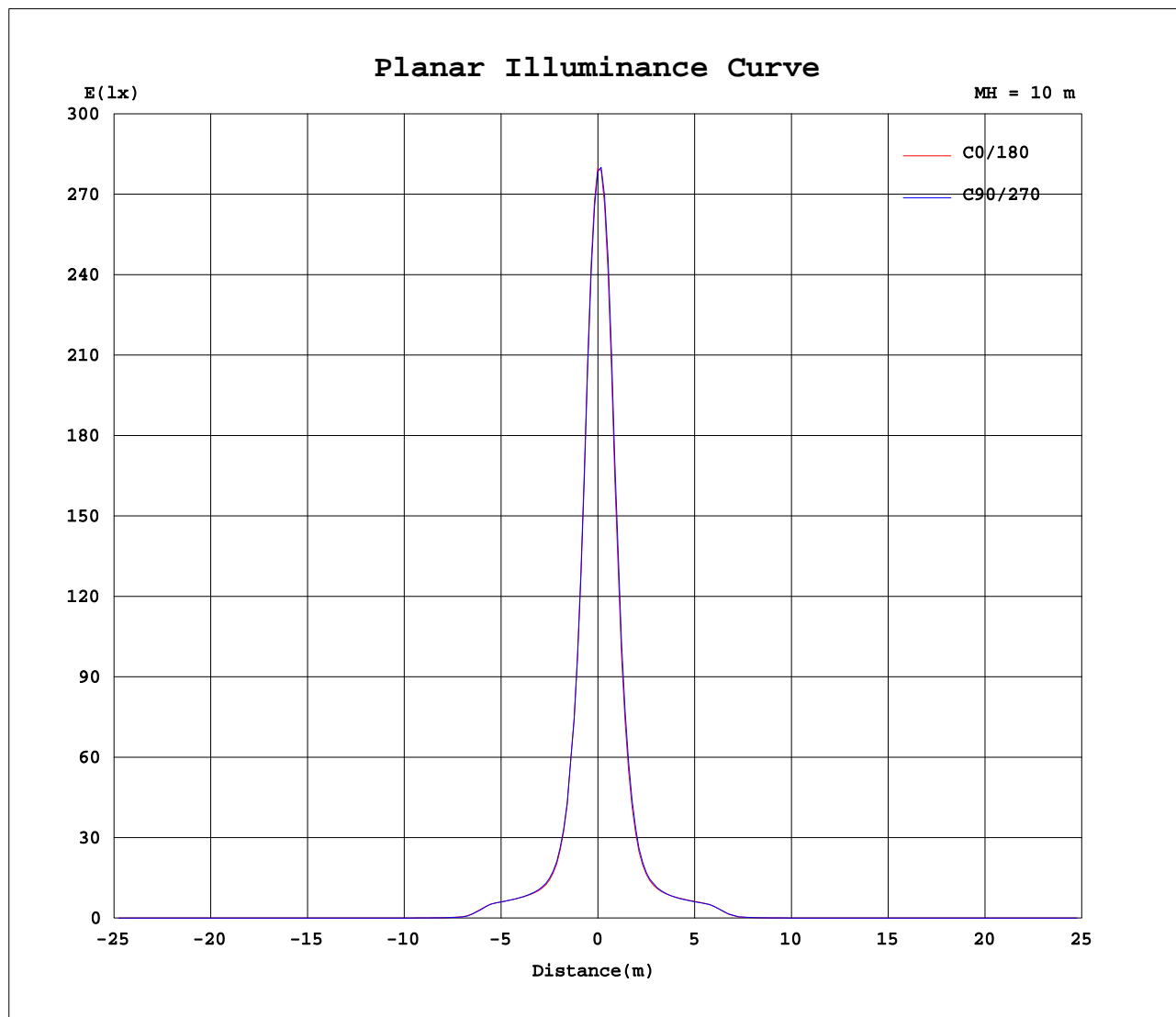


C Range: 0 - 360DEG  
C Interval: 15.0DEG  
Test Speed: HIGH  
Temperature: 25.3DEG  
Operators: ZhangXiao  
Test Date: 2016-08-01

γ Range: 0 - 180DEG  
γ Interval: 1.0DEG  
Test System: EVERFINE GO-2000B\_V1 SYSTEM V2.0.265  
Humidity: 65.0%  
Test Distance: 6.610m [K=1.0000]  
Remarks:



## Planar Illuminance Curve



C Range: 0 - 360DEG  
C Interval: 15.0DEG  
Test Speed: HIGH  
Temperature: 25.3DEG  
Operators: ZhangXiao  
Test Date: 2016-08-01

$\gamma$  Range: 0 - 180DEG  
 $\gamma$  Interval: 1.0DEG  
Test System: EVERFINE GO-2000B\_V1 SYSTEM V2.0.265  
Humidity: 65.0%  
Test Distance: 6.610m [K=1.0000]  
Remarks:



# LUMINOUS DISTRIBUTION INTENSITY DATA

Test:U:226.6V I:0.0900A P:19.60W PF:0.9550 Lamp Flux:2179.56x1 lm																			
NAME:										TYPE:					WEIGHT:				
DIM.:										SPEC.:					SERIAL No.:				
MFR.: Rayconn										SUR.:					PROTECTION ANGLE:				

Table--1

UNIT: ×10cd

C(DEG) γ (DEG)	0	15	30	45	60	75	90	105	120	135	150	165	180	195	210	225	240	255	270
0	2790	2790	2790	2790	2790	2790	2790	2790	2790	2790	2790	2790	2790	2790	2790	2790	2790	2790	2790
5	1305	1330	1240	1300	1240	1325	1287	1395	1374	1500	1495	1600	1651	1659	1767	1735	1806	1719	1726
10	339	339	323	336	332	352	350	369	365	390	388	420	436	432	472	462	491	458	463
15	139	143	139	145	143	150	146	150	145	152	147	156	156	155	164	163	170	162	163
20	102	102	102	102	103	104	104	104	103	104	104	105	105	105	108	107	109	105	106
25	87.6	87.7	87.5	87.7	87.8	87.5	88.1	88.5	88.4	89.2	88.7	89.5	90.3	89.8	91.0	90.2	89.9	87.4	88.7
30	68.9	70.3	66.4	67.4	64.3	67.4	67.0	71.2	70.7	74.9	74.2	77.6	79.1	78.8	81.5	79.6	79.9	77.3	77.8
35	9.31	9.28	8.57	8.80	8.33	8.65	8.65	9.73	9.77	14.1	11.6	16.2	17.5	15.2	19.7	16.1	19.6	15.3	19.2
40	2.62	2.57	2.43	2.51	2.45	2.57	2.54	2.69	2.71	2.90	2.90	3.01	3.00	3.05	3.36	3.32	3.36	3.30	3.54
45	1.06	1.07	1.04	1.08	1.09	1.16	1.12	1.13	1.11	1.16	1.14	1.19	1.21	1.23	1.34	1.32	1.40	1.40	1.42
50	0.72	0.73	0.79	0.78	0.80	0.83	0.84	0.81	0.75	0.74	0.73	0.73	0.73	0.74	0.77	0.76	0.80	0.83	0.81
55	0.73	0.69	0.73	0.74	0.76	0.78	0.80	0.78	0.76	0.70	0.69	0.69	0.67	0.68	0.68	0.68	0.70	0.72	0.70
60	0.80	0.75	0.77	0.79	0.80	0.81	0.80	0.78	0.78	0.75	0.75	0.75	0.72	0.73	0.73	0.74	0.75	0.76	0.75
65	0.81	0.79	0.79	0.77	0.77	0.77	0.76	0.76	0.77	0.76	0.77	0.77	0.75	0.76	0.77	0.78	0.79	0.79	0.79
70	0.66	0.65	0.65	0.65	0.66	0.67	0.66	0.66	0.66	0.66	0.66	0.67	0.66	0.67	0.68	0.68	0.68	0.68	0.69
75	0.62	0.61	0.62	0.61	0.62	0.63	0.63	0.62	0.62	0.61	0.61	0.61	0.60	0.61	0.61	0.60	0.61	0.62	0.61
80	0.61	0.61	0.62	0.60	0.61	0.61	0.61	0.61	0.60	0.60	0.60	0.59	0.58	0.59	0.60	0.58	0.59	0.59	0.59
85	0.57	0.56	0.58	0.55	0.55	0.55	0.55	0.55	0.55	0.55	0.55	0.55	0.57	0.58	0.61	0.56	0.57	0.57	0.57
90	0.47	0.45	0.48	0.43	0.43	0.43	0.43	0.43	0.44	0.44	0.44	0.45	0.54	0.56	0.61	0.52	0.52	0.52	0.52
95	0.37	0.34	0.35	0.32	0.32	0.32	0.32	0.32	0.33	0.33	0.33	0.34	0.57	0.55	0.58	0.52	0.52	0.52	0.52
100	0.28	0.28	0.29	0.27	0.28	0.27	0.28	0.27	0.27	0.27	0.27	0.27	0.54	0.54	0.55	0.53	0.53	0.53	0.53
105	0.36	0.36	0.37	0.36	0.37	0.36	0.37	0.36	0.36	0.35	0.35	0.34	0.55	0.55	0.55	0.55	0.55	0.55	0.55
110	0.47	0.46	0.47	0.46	0.47	0.47	0.47	0.46	0.47	0.46	0.46	0.46	0.58	0.58	0.58	0.58	0.57	0.58	0.57
115	0.51	0.51	0.51	0.51	0.51	0.51	0.51	0.51	0.51	0.51	0.51	0.51	0.61	0.61	0.61	0.61	0.61	0.61	0.61
120	0.55	0.55	0.55	0.55	0.56	0.55	0.56	0.55	0.56	0.55	0.55	0.55	0.66	0.66	0.66	0.66	0.66	0.66	0.66
125	0.65	0.65	0.66	0.65	0.66	0.65	0.66	0.65	0.65	0.64	0.64	0.63	0.75	0.75	0.74	0.75	0.74	0.75	0.75
130	0.91	0.90	0.93	0.91	0.93	0.91	0.92	0.90	0.90	0.87	0.87	0.85	0.94	0.94	0.93	0.93	0.93	0.94	0.93
135	1.29	1.28	1.30	1.29	1.30	1.28	1.29	1.27	1.27	1.25	1.24	1.22	1.26	1.26	1.24	1.25	1.24	1.25	1.25
140	1.53	1.53	1.54	1.53	1.54	1.52	1.53	1.52	1.52	1.51	1.51	1.50	1.52	1.52	1.51	1.51	1.51	1.51	1.51
145	1.65	1.65	1.69	1.66	1.66	1.65	1.66	1.67	1.65	1.64	1.64	1.64	1.67	1.66	1.66	1.66	1.67	1.67	1.66
150	1.73	1.73	1.74	1.73	1.74	1.73	1.74	1.73	1.73	1.72	1.72	1.73	1.78	1.75	1.75	1.75	1.78	1.79	1.75
155	1.79	1.78	1.79	1.78	1.79	1.78	1.79	1.78	1.79	1.78	1.78	1.78	1.81	1.80	1.80	1.80	1.81	1.81	1.80
160	1.84	1.83	1.84	1.83	1.84	1.84	1.84	1.83	1.84	1.83	1.83	1.83	1.84	1.84	1.84	1.84	1.84	1.84	1.84
165	1.89	1.88	1.89	1.88	1.89	1.89	1.89	1.88	1.89	1.88	1.89	1.88	1.88	1.88	1.88	1.88	1.88	1.88	1.88
170	1.88	1.88	1.88	1.88	1.89	1.88	1.89	1.89	1.90	1.90	1.90	1.90	1.90	1.90	1.91	1.90	1.91	1.90	1.90
175	1.72	1.71	1.71	1.72	1.73	1.73	1.75	1.75	1.77	1.78	1.78	1.79	1.80	1.80	1.82	1.81	1.82	1.82	1.82
180	1.59	1.59	1.61	1.61	1.63	1.63	1.64	1.64	1.65	1.64	1.64	1.64	1.59	1.59	1.61	1.61	1.63	1.63	1.64

C Range: 0 - 360DEG  
C Interval: 15.0DEG  
Test Speed: HIGH  
Temperature:25.3DEG  
Operators:ZhangXiao  
Test Date:2016-08-01

γ Range: 0 - 180DEG  
γ Interval: 1.0DEG  
Test System:EVERFINE GO-2000B\_V1 SYSTEM V2.0.265  
Humidity:65.0%  
Test Distance:6.610m [K=1.0000]  
Remarks:



# LUMINOUS DISTRIBUTION INTENSITY DATA

Test:U:226.6V I:0.0900A P:19.60W PF:0.9550 Lamp Flux:2179.56x1 lm		
NAME:	TYPE:	WEIGHT:
DIM.:	SPEC.:	SERIAL No.:
MFR.: Rayconn	SUR.:	PROTECTION ANGLE:

Table--2

UNIT: x10cd

C(DEC) γ (DEC)	285	300	315	330	345														
0	2790	2790	2790	2790	2790														
5	1596	1578	1450	1470	1327														
10	418	417	378	379	347														
15	153	157	146	150	141														
20	104	105	103	103	102														
25	88.3	89.1	88.6	88.7	88.7														
30	75.7	76.9	73.3	72.2	68.1														
35	14.4	16.6	11.3	11.2	9.81														
40	3.35	3.21	2.91	2.87	2.71														
45	1.33	1.28	1.14	1.10	1.04														
50	0.78	0.75	0.73	0.69	0.68														
55	0.69	0.67	0.67	0.64	0.65														
60	0.75	0.73	0.73	0.72	0.74														
65	0.80	0.78	0.77	0.77	0.77														
70	0.69	0.67	0.65	0.65	0.65														
75	0.61	0.61	0.60	0.60	0.60														
80	0.59	0.59	0.59	0.58	0.58														
85	0.57	0.57	0.56	0.56	0.56														
90	0.52	0.52	0.53	0.52	0.52														
95	0.52	0.52	0.53	0.52	0.52														
100	0.53	0.53	0.54	0.53	0.53														
105	0.55	0.55	0.55	0.55	0.55														
110	0.58	0.58	0.58	0.58	0.58														
115	0.61	0.61	0.62	0.61	0.62														
120	0.66	0.66	0.67	0.66	0.67														
125	0.75	0.75	0.76	0.76	0.77														
130	0.95	0.95	0.97	0.97	0.99														
135	1.27	1.27	1.29	1.29	1.31														
140	1.52	1.52	1.54	1.54	1.55														
145	1.66	1.67	1.70	1.69	1.68														
150	1.75	1.75	1.77	1.76	1.76														
155	1.80	1.81	1.81	1.81	1.81														
160	1.84	1.84	1.85	1.84	1.85														
165	1.88	1.89	1.89	1.89	1.89														
170	1.90	1.90	1.90	1.90	1.90														
175	1.81	1.81	1.80	1.80	1.79														
180	1.64	1.65	1.64	1.64	1.64														

C Range: 0 - 360DEG  
C Interval: 15.0DEG  
Test Speed: HIGH  
Temperature:25.3DEG  
Operators:ZhangXiao  
Test Date:2016-08-01

γ Range: 0 - 180DEG  
γ Interval: 1.0DEG  
γ Test System:EVERFINE GO-2000B\_V1 SYSTEM V2.0.265  
Humidity:65.0%  
Test Distance:6.610m [K=1.0000]  
Remarks: