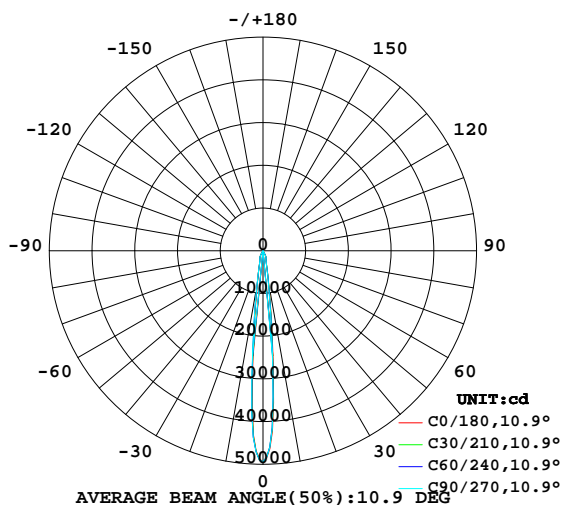


LUMINAIRE PHOTOMETRIC TEST REPORT

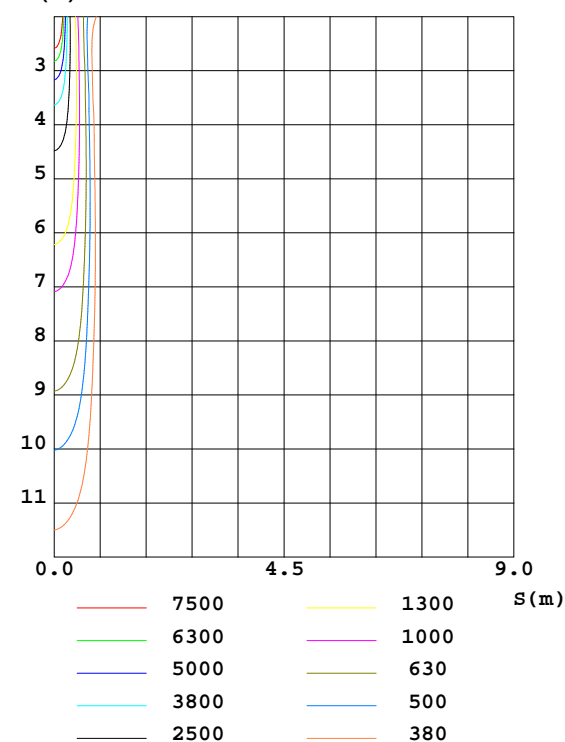
Test:U:226.6V I:0.1810A P:38.90W PF:0.9490 Lamp Flux:3970.25x1 lm		
NAME:	TYPE:	WEIGHT:
DIM.:	SPEC.:	SERIAL No.:
MFR.: Rayconn	SUR.:	PROTECTION ANGLE:

DATA OF LAMP		PHOTOMETRIC DATA Eff: 102.06 lm/W			
MODEL	TL19-40W-830-W-12	Imax(cd)	49394	S/MH(C0/180)	0.19
NOMINAL POWER(W)	40	LOR(%)	100.0	S/MH(C90/270)	0.18
RATED VOLTAGE(V)	226	TOTAL FLUX(lm)	3970.2	η UP,DN(C0-180)	1.3,47.5
NOMINAL FLUX(lm)	3970.25	CIE CLASS	DIRECT	η UP,DN(C180-360)	1.4,49.8
LAMPS INSIDE	1	η up(%)	2.7	CIBSE SHR NOM	0.00
TEST VOLTAGE(V)	226.6	η down(%)	97.3	CIBSE SHR MAX	1.00

LUMINOUS INTENSITY DISTRIBUTION DIAGRAM



C0 PLANE ISOLUX DIAGRAM (UNIT:lx)



C Range: 0 - 360DEG
C Interval: 15.0DEG
Test Speed: HIGH
Temperature:25.3DEG
Operators:ZhangXiao
Test Date:2016-07-26

γ Range: 0 - 180DEG
 γ Interval: 1.0DEG
Test System:EVERFINE GO-2000B_V1 SYSTEM V2.0.265
Humidity:65.0%
Test Distance:6.610m [K=1.0000]
Remarks:

ZONAL FLUX DIAGRAM

ZONAL FLUX DIAGRAM:

γ	C0	C45	C90	C135	C180	C225	C270	C315	γ	Φ zone	Φ total	ℓlum, lamp
10	770.2	746.5	701.8	734.0	762.9	759.0	814.1	779.2	0- 10	1970	1970	49.6,49.6
20	206.5	208.8	205.3	203.7	208.4	211.2	212.6	210.5	10- 20	982.1	2952	74.4,74.4
30	61.41	60.38	54.96	56.61	60.94	67.27	71.88	63.41	20- 30	702.1	3654	92,92
40	7.317	7.448	7.148	6.650	7.152	7.997	8.106	7.626	30- 40	113.2	3767	94.9,94.9
50	2.495	2.624	2.399	2.323	2.423	2.628	2.566	2.708	40- 50	34.45	3802	95.8,95.8
60	1.834	1.894	1.769	1.752	1.747	1.813	1.789	1.863	50- 60	18.48	3820	96.2,96.2
70	1.597	1.649	1.566	1.570	1.546	1.597	1.567	1.581	60- 70	16.93	3837	96.7,96.7
80	1.286	1.307	1.277	1.284	1.256	1.290	1.261	1.270	70- 80	14.95	3852	97,97
90	0.8465	0.8694	0.8368	0.8355	0.9929	1.044	1.010	0.9891	80- 90	12.47	3865	97.3,97.3
100	0.5259	0.5360	0.5255	0.5177	1.006	1.030	1.004	1.002	90-100	9.059	3874	97.6,97.6
110	0.8265	0.8276	0.8378	0.8246	1.062	1.069	1.058	1.059	100-110	8.897	3883	97.8,97.8
120	1.007	1.005	1.016	1.004	1.216	1.219	1.207	1.210	110-120	10.15	3893	98,98
130	1.637	1.642	1.679	1.643	1.790	1.784	1.753	1.769	120-130	11.93	3905	98.4,98.4
140	2.800	2.806	2.820	2.798	2.847	2.834	2.819	2.826	130-140	17.82	3923	98.8,98.8
150	3.220	3.224	3.229	3.216	3.284	3.268	3.267	3.266	140-150	19.19	3942	99.3,99.3
160	3.424	3.425	3.432	3.424	3.455	3.438	3.444	3.439	150-160	15.50	3957	99.7,99.7
170	3.454	3.461	3.457	3.458	3.485	3.474	3.485	3.474	160-170	9.828	3967	99.9,99.9
180	2.943	2.953	2.965	2.979	2.956	2.944	2.970	2.976	170-180	3.173	3970	100,100
DEG	LUMINOUS INTENSITY:×10cd									UNIT:lm		

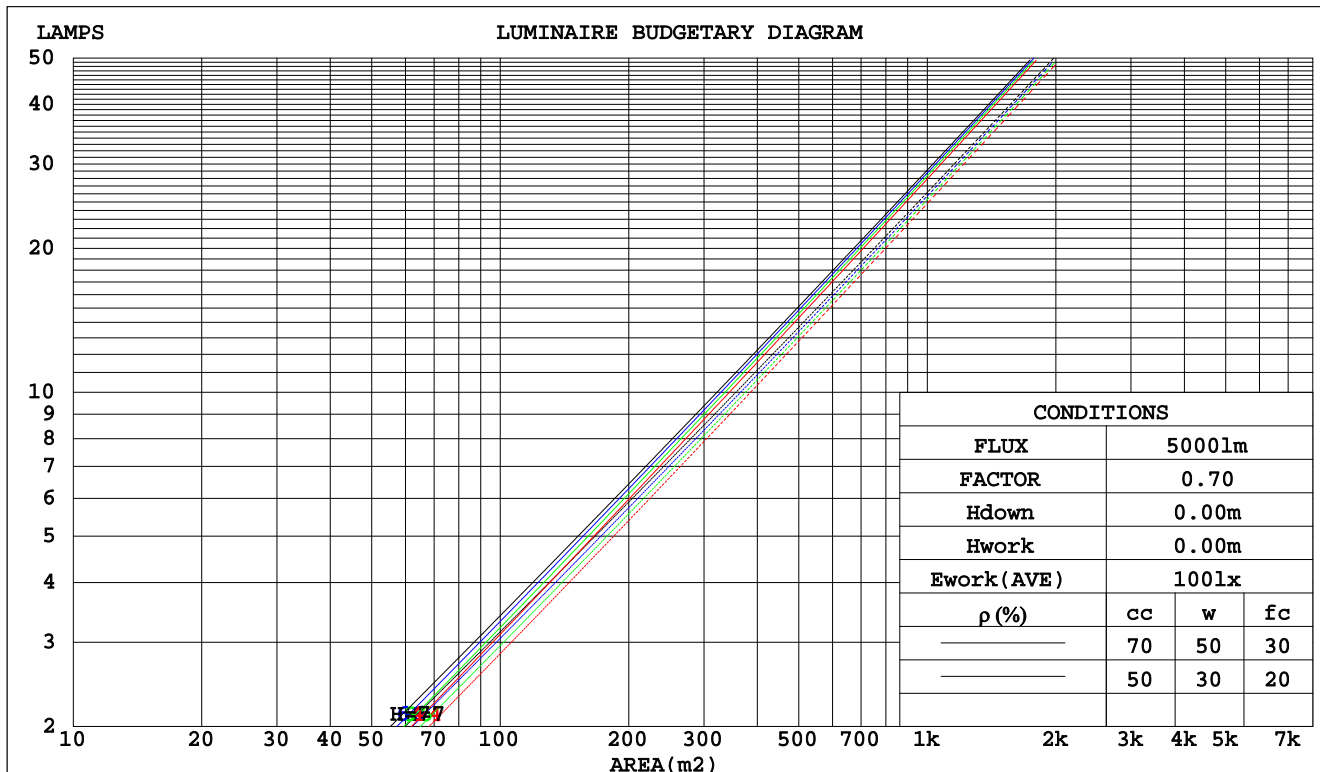
C Range: 0 - 360DEG
C Interval: 15.0DEG
Test Speed: HIGH
Temperature:25.3DEG
Operators:ZhangXiao
Test Date:2016-07-26

γ Range: 0 - 180DEG
γ Interval: 1.0DEG
Test System:EVERFINE GO-2000B_V1 SYSTEM V2.0.265
Humidity:65.0%
Test Distance:6.610m [K=1.0000]
Remarks:

CU AND LUMINAIRE BUDGETARY ESTIMATE DIAGRAM

Test:U:226.6V I:0.1810A P:38.90W PF:0.9490 Lamp Flux:3970.25x1 lm		
NAME:	TYPE:	WEIGHT:
DIM.:	SPEC.:	SERIAL No.:
MFR.: Rayconn	SUR.:	PROTECTION ANGLE:

pcc	80%			70%			50%			30%			10%			0
pw	50%	30%	10%	50%	30%	10%	50%	30%	10%	50%	30%	10%	50%	30%	10%	0
pfc	20%			20%			20%			20%			20%			0
RCR	Coefficients of Utilization(CU)															
0.0	1.18	1.18	1.18	1.15	1.15	1.15	1.10	1.10	1.10	1.04	1.04	1.04	.00	.00	.00	.97
1.0	1.12	1.10	1.08	1.10	1.08	1.07	1.05	1.04	1.03	1.01	1.00	.99	.97	.97	.96	.94
2.0	1.07	1.04	1.01	1.05	1.02	1.00	1.02	.99	.98	.98	.97	.95	.95	.94	.93	.91
3.0	1.03	.99	.96	1.01	.98	.95	.98	.96	.93	.96	.94	.92	.93	.92	.90	.89
4.0	.99	.95	.92	.98	.94	.91	.95	.92	.90	.93	.91	.89	.91	.89	.88	.86
5.0	.96	.92	.89	.95	.91	.88	.93	.89	.87	.91	.88	.86	.89	.87	.85	.84
6.0	.93	.89	.86	.92	.88	.85	.90	.87	.85	.89	.86	.84	.87	.85	.83	.82
7.0	.90	.86	.83	.89	.86	.83	.88	.85	.82	.87	.84	.82	.86	.83	.81	.80
8.0	.88	.84	.81	.87	.83	.81	.86	.83	.80	.85	.82	.80	.84	.81	.79	.78
9.0	.85	.82	.79	.85	.81	.79	.84	.81	.78	.83	.80	.78	.82	.80	.78	.77
10.0	.83	.80	.77	.83	.79	.77	.82	.79	.77	.81	.78	.76	.81	.78	.76	.75



C Range: 0 - 360DEG
C Interval: 15.0DEG
Test Speed: HIGH
Temperature:25.3DEG
Operators:ZhangXiao
Test Date:2016-07-26

γ Range: 0 - 180DEG
γ Interval: 1.0DEG
Test System:EVERFINE GO-2000B_V1 SYSTEM V2.0.265
Humidity:65.0%
Test Distance:6.610m [K=1.0000]
Remarks:

WEC AND CCEC

Test:U:226.6V I:0.1810A P:38.90W PF:0.9490 Lamp Flux:3970.25x1 lm								
NAME:			TYPE:			WEIGHT:		
DIM.:			SPEC.:			SERIAL No.:		
MFR.: Rayconn			SUR.:			PROTECTION ANGLE:		

pcc	80%			70%			50%			30%			10%			0			
pw	50%	30%	10%	50%	30%	10%	50%	30%	10%	50%	30%	10%	50%	30%	10%	0			
pfc	20%			20%			20%			20%			20%			0			
RCR	RCR:Room Cavity Ratio						Wall Exitance Coefficients(WEC)												
0.0																			
1.0	.139	.079	.025	.132	.075	.024	.118	.067	.022	.105	.060	.019	.093	.054	.017				
2.0	.127	.070	.021	.121	.066	.020	.109	.061	.019	.098	.055	.017	.089	.050	.016				
3.0	.117	.062	.019	.112	.060	.018	.102	.055	.017	.093	.051	.016	.085	.047	.014				
4.0	.109	.056	.017	.104	.055	.016	.096	.051	.015	.088	.047	.014	.081	.044	.013				
5.0	.101	.052	.015	.098	.050	.015	.090	.047	.014	.084	.044	.013	.077	.041	.012				
6.0	.095	.048	.014	.092	.046	.013	.086	.044	.013	.080	.041	.012	.074	.039	.012				
7.0	.090	.044	.013	.087	.043	.012	.081	.041	.012	.076	.039	.011	.071	.037	.011				
8.0	.085	.042	.012	.083	.041	.011	.078	.039	.011	.073	.037	.011	.069	.035	.010				
9.0	.081	.039	.011	.079	.038	.011	.074	.037	.010	.070	.035	.010	.066	.034	.010				
10.0	.077	.037	.010	.075	.036	.010	.071	.035	.010	.067	.033	.010	.064	.032	.009				

pcc	80%			70%			50%			30%			10%			0
pw	50%	30%	10%	50%	30%	10%	50%	30%	10%	50%	30%	10%	50%	30%	10%	0
pfc	20%			20%			20%			20%			20%			0
RCR	RCR:Room Cavity Ratio						Ceiling Cavity Exitance Coefficients(CCEC)									
0.0	.211	.211	.211	.180	.180	.180	.123	.123	.123	.071	.071	.071	.023	.023	.023	
1.0	.189	.178	.168	.162	.153	.145	.111	.105	.100	.064	.061	.058	.020	.020	.019	
2.0	.171	.153	.139	.146	.132	.120	.100	.091	.084	.058	.053	.049	.019	.017	.016	
3.0	.156	.134	.117	.133	.116	.101	.092	.080	.071	.053	.047	.042	.017	.015	.014	
4.0	.143	.119	.100	.123	.102	.087	.084	.071	.061	.049	.042	.036	.016	.014	.012	
5.0	.132	.106	.087	.114	.092	.076	.078	.064	.054	.045	.038	.032	.015	.012	.010	
6.0	.123	.096	.077	.106	.083	.067	.073	.058	.047	.042	.034	.028	.014	.011	.009	
7.0	.115	.088	.069	.099	.076	.060	.068	.054	.043	.040	.032	.025	.013	.010	.008	
8.0	.108	.081	.063	.093	.070	.055	.065	.049	.039	.038	.029	.023	.012	.010	.008	
9.0	.103	.076	.057	.088	.066	.050	.061	.046	.035	.036	.027	.021	.012	.009	.007	
10.0	.097	.071	.053	.084	.061	.046	.058	.043	.033	.034	.026	.020	.011	.008	.006	

C Range: 0 - 360DEG
C Interval: 15.0DEG
Test Speed: HIGH
Temperature:25.3DEG
Operators:ZhangXiao
Test Date:2016-07-26

γ Range: 0 - 180DEG
γ Interval: 1.0DEG
Test System:EVERFINE GO-2000B_V1 SYSTEM V2.0.265
Humidity:65.0%
Test Distance:6.610m [K=1.0000]
Remarks:

Uncorrected UGR Table

Test:U:226.6V I:0.1810A P:38.90W PF:0.9490 Lamp Flux:3970.25x1 lm											
NAME:					TYPE:			WEIGHT:			
DIM.:					SPEC.:			SERIAL No.:			
MFR.: Rayconn					SUR.:			PROTECTION ANGLE:			
ceiling/cavity	0.7	0.7	0.5	0.5	0.3	0.7	0.7	0.5	0.5	0.3	
walls	0.5	0.3	0.5	0.3	0.3	0.5	0.3	0.5	0.3	0.3	
working plane	0.2	0.2	0.2	0.2	0.2	0.2	0.2	0.2	0.2	0.2	
Room dimensions		Viewed crosswise					Viewed endwise				
x = 2H y = 2H	8.5	9.1	8.7	9.2	9.4	8.1	8.8	8.4	8.9	9.1	
	3H	9.8	10.3	10.0	10.6	10.8	9.5	10.0	9.7	10.3	10.5
	4H	10.6	11.2	10.9	11.4	11.7	10.4	10.9	10.7	11.2	11.4
	6H	11.7	12.2	12.1	12.5	12.8	11.5	12.0	11.8	12.3	12.6
	8H	12.4	12.9	12.7	13.2	13.5	12.2	12.7	12.5	13.0	13.3
	12H	13.2	13.7	13.5	14.0	14.3	13.0	13.4	13.3	13.7	14.1
4H	2H	8.8	9.4	9.1	9.6	9.9	8.6	9.1	8.9	9.3	9.6
	3H	10.5	11.0	10.8	11.3	11.6	10.2	10.7	10.6	11.0	11.3
	4H	11.6	12.0	11.9	12.3	12.7	11.3	11.8	11.7	12.1	12.5
	6H	12.9	13.3	13.3	13.7	14.1	12.7	13.1	13.1	13.5	13.9
	8H	13.7	14.1	14.2	14.5	14.9	13.5	13.9	14.0	14.3	14.7
	12H	14.7	15.0	15.1	15.4	15.9	14.5	14.8	14.9	15.2	15.7
8H	4H	12.0	12.4	12.5	12.8	13.2	11.9	12.2	12.3	12.6	13.0
	6H	13.7	14.0	14.2	14.4	14.9	13.5	13.8	14.0	14.3	14.7
	8H	14.7	15.0	15.2	15.4	15.9	14.5	14.8	15.0	15.2	15.7
	12H	15.9	16.1	16.4	16.6	17.1	15.7	15.9	16.2	16.4	16.9
12H	4H	12.1	12.5	12.6	12.9	13.3	12.0	12.3	12.4	12.7	13.2
	6H	13.9	14.2	14.4	14.6	15.1	13.7	14.0	14.2	14.5	15.0
	8H	15.0	15.3	15.5	15.8	16.3	14.9	15.1	15.4	15.6	16.1
Variations with the observer position at spacings:											
S = 1.0H	+ 0.2 / - 0.3					+ 0.2 / - 0.3					
1.5H	+ 0.4 / - 0.2					+ 0.3 / - 0.2					
2.0H	+ 0.2 / - 0.2					+ 0.2 / - 0.2					

CIE Pub.117 Corrected 3970 lm Total Lamp Luminous Flux.(8log(F/F0) = 4.8)

C Range: 0 - 360DEG
C Interval: 15.0DEG
Test Speed: HIGH
Temperature:25.3DEG
Operators:ZhangXiao
Test Date:2016-07-26

γ Range: 0 - 180DEG
γ Interval: 1.0DEG
Test System:EVERFINE GO-2000B_V1 SYSTEM V2.0.265
Humidity:65.0%
Test Distance:6.610m [K=1.0000]
Remarks:

UTILIZATION FACTORS TABLE

Test:U:226.6V I:0.1810A P:38.90W PF:0.9490 Lamp Flux:3970.25x1 lm		
NAME:	TYPE:	WEIGHT:
DIM.:	SPEC.:	SERIAL No.:
MFR.: Rayconn	SUR.:	PROTECTION ANGLE:

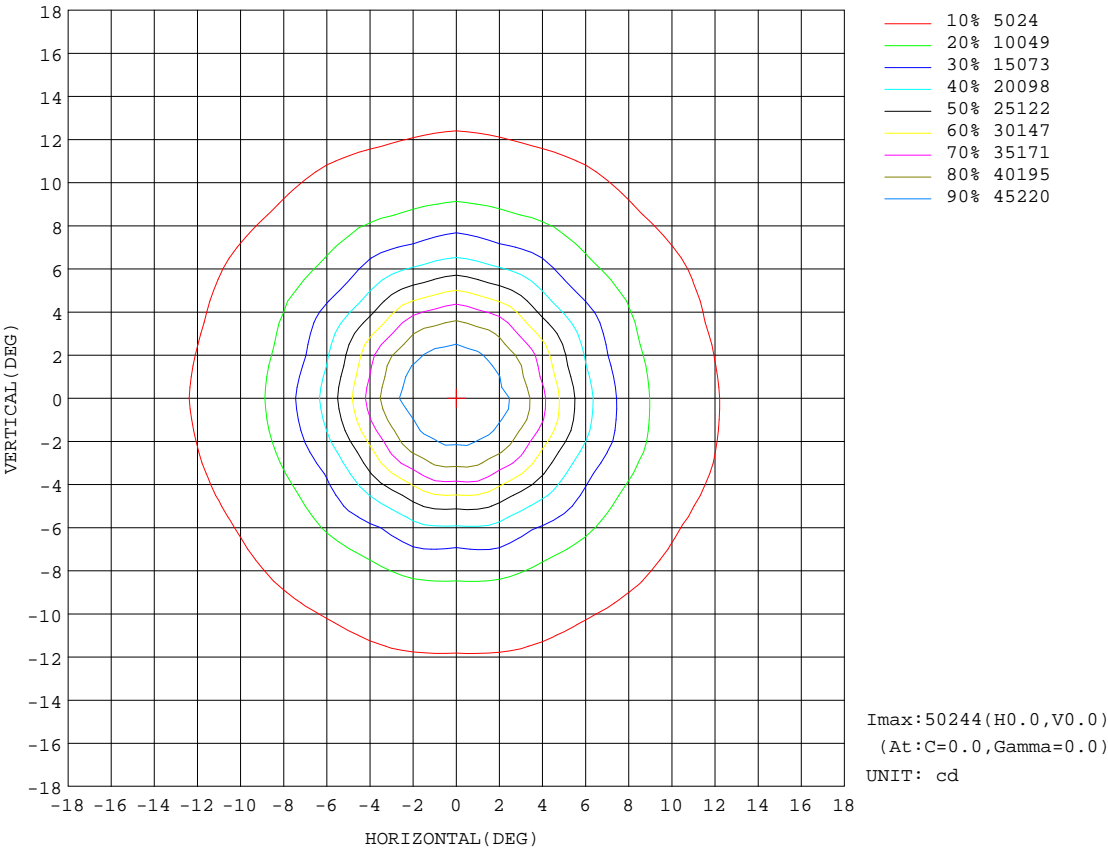
REFLECTANCE										
Ceiling	0.8	0.8	0.8	0.7	0.7	0.7	0.5	0.5	0.5	0
Walls	0.7	0.5	0.3	0.7	0.5	0.3	0.7	0.5	0.3	0
Working plane	0.2	0.2	0.2	0.2	0.2	0.2	0.2	0.2	0.2	0
ROOM INDEX	UTILIZATION FACTORS(PERCENT) $k(RI) \times RCR = 5$									
$k = 0.60$	88	82	79	88	82	79	87	82	79	75
0.80	95	90	86	95	90	86	93	89	86	82
1.00	99	94	91	98	93	90	97	93	90	86
1.25	103	98	95	102	97	94	100	96	93	89
1.50	106	101	98	104	100	97	102	98	96	91
2.00	108	104	101	106	103	100	103	100	98	92
2.50	110	106	103	108	105	102	104	102	100	93
3.00	111	108	105	109	106	104	105	103	101	94
4.00	113	110	108	111	109	107	107	105	104	96
5.00	114	112	110	112	110	109	108	106	105	97
ROOM INDEX	UF(total)									Direct
According to DIN EN 13032-2 2004			Suspended					SHRNOM = 1.25		

C Range: 0 - 360DEG
C Interval: 15.0DEG
Test Speed: HIGH
Temperature:25.3DEG
Operators:ZhangXiao
Test Date:2016-07-26

γ Range: 0 - 180DEG
 γ Interval: 1.0DEG
 γ Test System:EVERFINE GO-2000B_V1 SYSTEM V2.0.265
Humidity:65.0%
Test Distance:6.610m [K=1.0000]
Remarks:

ISOCANDELA DIAGRAM

Test:U:226.6V I:0.1810A P:38.90W PF:0.9490 Lamp Flux:3970.25x1 lm		
NAME:	TYPE:	WEIGHT:
DIM.:	SPEC.:	SERIAL No.:
MFR.: Rayconn	SUR.:	PROTECTION ANGLE:




C Range: 0 - 360DEG
C Interval: 15.0DEG
Test Speed: HIGH
Temperature:25.3DEG
Operators:ZhangXiao
Test Date:2016-07-26

γ Range: 0 - 180DEG
γ Interval: 1.0DEG
Test System:EVERFINE GO-2000B_V1 SYSTEM V2.0.265
Humidity:65.0%
Test Distance:6.610m [K=1.0000]
Remarks:

AAI Figure

Test:U:226.6V I:0.1810A P:38.90W PF:0.9490 Lamp Flux:3970.25x1 lm		
NAME:	TYPE:	WEIGHT:
DIM.:	SPEC.:	SERIAL No.:
MFR.: Rayconn	SUR.:	PROTECTION ANGLE:



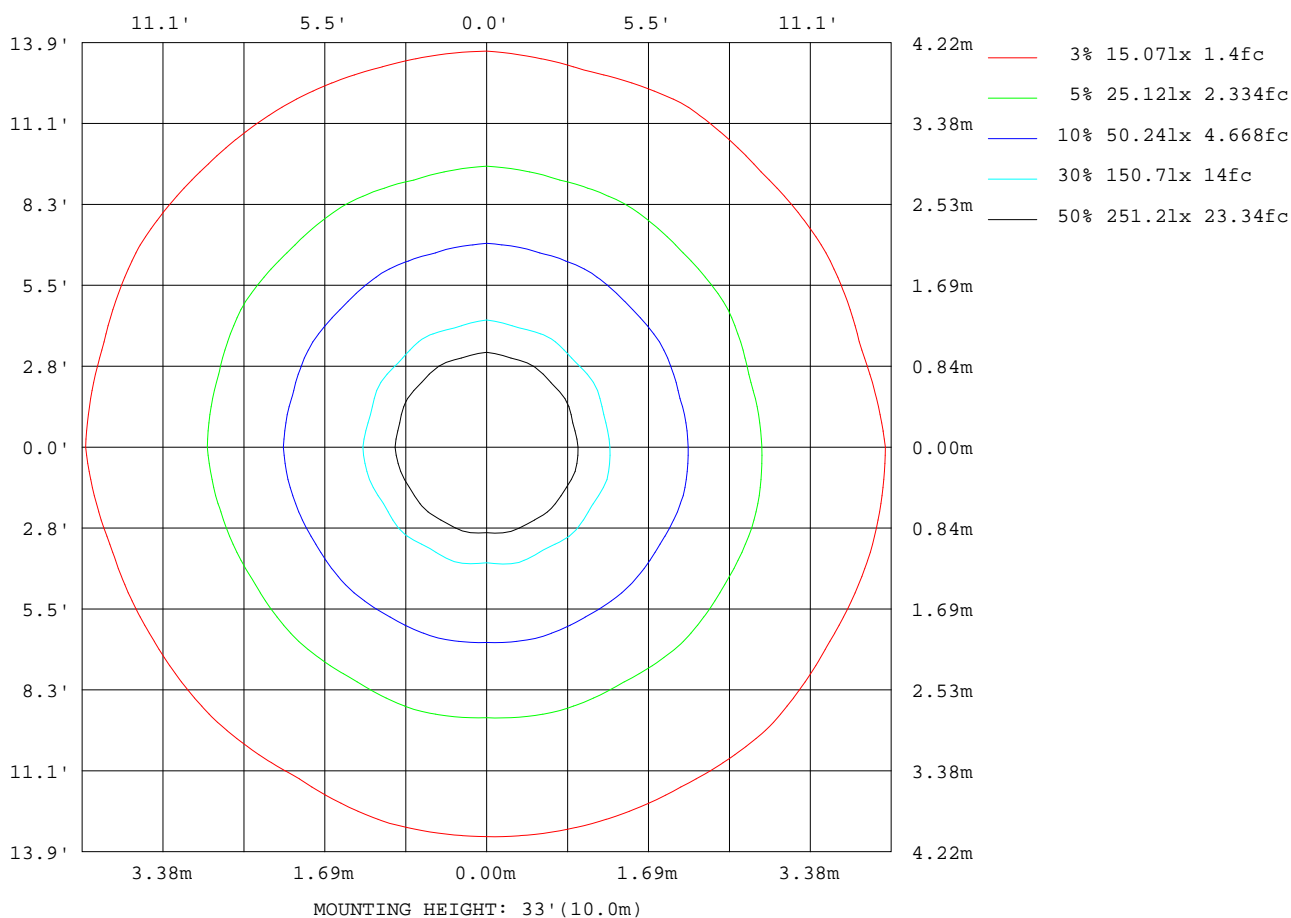
Note:The Curves indicate the illuminated area and the average illumination when the luminaire is at different distance.

C Range: 0 - 360DEG
C Interval: 15.0DEG
Test Speed: HIGH
Temperature:25.3DEG
Operators:ZhangXiao
Test Date:2016-07-26

γ Range: 0 - 180DEG
γ Interval: 1.0DEG
Test System:EVERFINE GO-2000B_V1 SYSTEM V2.0.265
Humidity:65.0%
Test Distance:6.610m [K=1.0000]
Remarks:

ISOLUX DIAGRAM

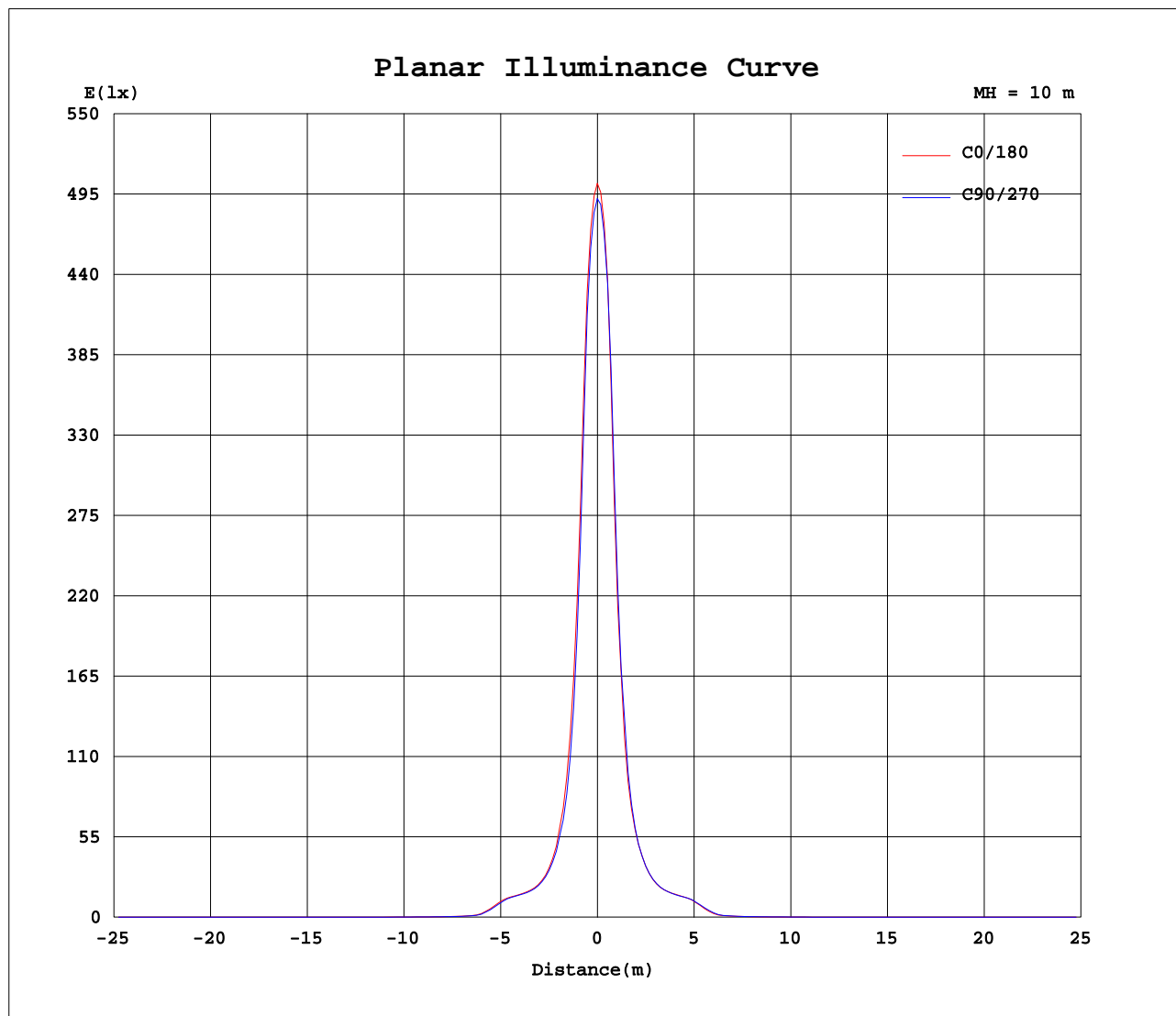
Test:U:226.6V I:0.1810A P:38.90W PF:0.9490 Lamp Flux:3970.25x1 lm		
NAME:	TYPE:	WEIGHT:
DIM.:	SPEC.:	SERIAL No.:
MFR.: Rayconn	SUR.:	PROTECTION ANGLE:



C Range: 0 - 360DEG
C Interval: 15.0DEG
Test Speed: HIGH
Temperature: 25.3DEG
Operators: ZhangXiao
Test Date: 2016-07-26

γ Range: 0 - 180DEG
γ Interval: 1.0DEG
Test System: EVERFINE GO-2000B_V1 SYSTEM V2.0.265
Humidity: 65.0%
Test Distance: 6.610m [K=1.0000]
Remarks:

Planar Illuminance Curve



C Range: 0 - 360DEG
C Interval: 15.0DEG
Test Speed: HIGH
Temperature: 25.3DEG
Operators: ZhangXiao
Test Date: 2016-07-26

γ Range: 0 - 180DEG
 γ Interval: 1.0DEG
Test System: EVERFINE GO-2000B_V1 SYSTEM V2.0.265
Humidity: 65.0%
Test Distance: 6.610m [K=1.0000]
Remarks:

LUMINOUS DISTRIBUTION INTENSITY DATA

Test:U:226.6V I:0.1810A P:38.90W PF:0.9490 Lamp Flux:3970.25x1 lm																			
NAME:										TYPE:					WEIGHT:				
DIM.:										SPEC.:					SERIAL No.:				
MFR.: Rayconn										SUR.:					PROTECTION ANGLE:				

Table--1

UNIT: ×10cd

C(DEG) γ (DEG)	0	15	30	45	60	75	90	105	120	135	150	165	180	195	210	225	240	255	270
0	4939	4939	4939	4939	4939	4939	4939	4939	4939	4939	4939	4939	4939	4939	4939	4939	4939	4939	4939
5	2796	2832	2705	2744	2640	2699	2610	2694	2622	2725	2675	2800	2816	2756	2929	2850	3004	2899	3030
10	770	781	738	746	713	726	702	723	706	734	718	753	763	742	787	759	803	772	814
15	315	321	313	319	309	314	309	315	304	312	308	321	328	321	333	323	333	322	336
20	206	209	208	209	206	207	205	205	201	204	206	207	208	209	214	211	214	210	213
25	173	175	171	175	172	171	171	172	169	172	171	173	173	172	175	173	174	174	177
30	61.4	63.2	59.0	60.4	57.1	57.1	55.0	56.8	54.4	56.6	56.1	59.6	60.9	62.2	67.8	67.3	70.5	67.5	71.9
35	13.3	14.1	13.3	14.1	13.0	12.8	12.2	12.5	12.1	12.5	12.0	12.8	13.7	13.4	15.0	14.6	15.3	14.3	15.2
40	7.32	7.34	7.39	7.45	7.49	7.17	7.15	6.91	6.71	6.65	6.51	6.84	7.15	7.40	7.96	8.00	8.01	7.93	8.11
45	4.22	4.29	4.18	4.26	4.08	4.06	3.93	3.96	3.84	3.84	3.75	3.98	4.12	4.20	4.53	4.45	4.48	4.36	4.60
50	2.49	2.53	2.58	2.62	2.51	2.43	2.40	2.37	2.32	2.32	2.35	2.42	2.42	2.48	2.63	2.63	2.58	2.52	2.57
55	2.02	2.05	2.10	2.13	2.06	1.98	1.93	1.91	1.93	1.94	1.93	1.96	1.93	1.98	2.07	2.07	2.02	2.00	2.03
60	1.83	1.85	1.88	1.89	1.85	1.79	1.77	1.75	1.75	1.75	1.77	1.79	1.75	1.77	1.81	1.81	1.78	1.78	1.79
65	1.76	1.77	1.79	1.80	1.77	1.72	1.71	1.69	1.69	1.69	1.69	1.71	1.67	1.69	1.72	1.72	1.69	1.68	1.69
70	1.60	1.62	1.64	1.65	1.62	1.58	1.57	1.55	1.56	1.57	1.57	1.59	1.55	1.57	1.60	1.60	1.57	1.56	1.57
75	1.40	1.42	1.44	1.44	1.42	1.40	1.39	1.38	1.39	1.39	1.40	1.41	1.38	1.39	1.42	1.42	1.40	1.38	1.39
80	1.29	1.30	1.31	1.31	1.30	1.27	1.28	1.27	1.28	1.28	1.29	1.30	1.26	1.27	1.29	1.29	1.27	1.25	1.26
85	1.13	1.13	1.33	1.18	1.14	1.12	1.12	1.12	1.12	1.13	1.13	1.14	1.15	1.16	1.35	1.34	1.18	1.15	1.16
90	0.85	0.85	0.90	0.87	0.86	0.83	0.84	0.83	0.83	0.84	0.83	0.85	0.9929	0.9972	1.08	1.04	1.03	1.00	1.01
95	0.64	0.64	0.69	0.66	0.64	0.62	0.63	0.62	0.62	0.62	0.62	0.63	0.9964	0.9993	1.07	1.04	1.01	1.00	1.00
100	0.53	0.52	0.55	0.54	0.53	0.52	0.53	0.52	0.52	0.52	0.52	0.52	1.01	1.01	1.04	1.03	1.01	1.00	1.00
105	0.64	0.64	0.66	0.65	0.66	0.64	0.66	0.64	0.65	0.64	0.65	0.64	1.02	1.02	1.03	1.03	1.02	1.02	1.02
110	0.83	0.82	0.84	0.83	0.84	0.83	0.84	0.83	0.83	0.82	0.84	0.83	1.06	1.07	1.07	1.07	1.06	1.06	1.06
115	0.92	0.92	0.92	0.92	0.93	0.92	0.92	0.91	0.92	0.91	0.92	0.92	1.12	1.13	1.13	1.13	1.12	1.12	1.12
120	1.01	1.00	1.01	1.00	1.02	1.01	1.02	1.00	1.01	1.00	1.01	1.00	1.22	1.22	1.22	1.22	1.21	1.21	1.21
125	1.19	1.19	1.20	1.19	1.21	1.20	1.21	1.19	1.21	1.19	1.21	1.19	1.40	1.41	1.40	1.40	1.39	1.39	1.38
130	1.64	1.63	1.66	1.64	1.67	1.65	1.68	1.65	1.67	1.64	1.66	1.63	1.79	1.80	1.78	1.78	1.76	1.77	1.75
135	2.32	2.31	2.34	2.33	2.35	2.34	2.36	2.33	2.35	2.32	2.34	2.31	2.39	2.39	2.37	2.38	2.35	2.36	2.34
140	2.80	2.80	2.81	2.81	2.82	2.81	2.82	2.80	2.82	2.80	2.81	2.79	2.85	2.85	2.84	2.83	2.83	2.83	2.82
145	3.05	3.06	3.06	3.06	3.07	3.06	3.06	3.05	3.06	3.05	3.06	3.05	3.11	3.11	3.10	3.10	3.10	3.09	3.09
150	3.22	3.22	3.23	3.22	3.23	3.22	3.23	3.22	3.23	3.22	3.22	3.21	3.28	3.28	3.28	3.27	3.27	3.27	3.27
155	3.34	3.34	3.35	3.34	3.35	3.34	3.35	3.34	3.35	3.34	3.34	3.34	3.39	3.38	3.39	3.38	3.38	3.37	3.38
160	3.42	3.43	3.43	3.43	3.43	3.42	3.43	3.42	3.43	3.42	3.43	3.42	3.45	3.44	3.45	3.44	3.45	3.43	3.44
165	3.47	3.48	3.48	3.48	3.48	3.48	3.48	3.47	3.48	3.47	3.48	3.47	3.49	3.48	3.49	3.47	3.48	3.47	3.48
170	3.45	3.46	3.46	3.46	3.46	3.46	3.46	3.46	3.46	3.46	3.46	3.46	3.49	3.47	3.49	3.47	3.49	3.47	3.48
175	3.20	3.21	3.19	3.20	3.19	3.19	3.19	3.20	3.20	3.21	3.21	3.22	3.28	3.26	3.28	3.27	3.29	3.28	3.30
180	2.94	2.95	2.95	2.95	2.95	2.96	2.97	2.97	2.98	2.98	2.98	2.99	2.96	2.94	2.96	2.94	2.96	2.95	2.97

C Range: 0 - 360DEG
C Interval: 15.0DEG
Test Speed: HIGH
Temperature:25.3DEG
Operators:ZhangXiao
Test Date:2016-07-26

γ Range: 0 - 180DEG
γ Interval: 1.0DEG
Test System:EVERFINE GO-2000B_V1 SYSTEM V2.0.265
Humidity:65.0%
Test Distance:6.610m [K=1.0000]
Remarks:

LUMINOUS DISTRIBUTION INTENSITY DATA

Test:U:226.6V I:0.1810A P:38.90W PF:0.9490 Lamp Flux:3970.25x1 lm					
NAME:			TYPE:		WEIGHT:
DIM.:			SPEC.:		SERIAL No.:
MFR.: Rayconn			SUR.:		PROTECTION ANGLE:

Table--2

UNIT: x10cd

C(DEC)	285	300	315	330	345														
γ (DEC)																			
0	4939	4939	4939	4939	4939														
5	2898	2995	2847	2926	2777														
10	780	820	779	812	767														
15	323	333	322	329	315														
20	209	213	211	213	207														
25	171	175	169	173	171														
30	65.5	69.0	63.4	64.9	60.4														
35	14.4	15.1	13.8	14.4	13.4														
40	7.98	7.90	7.63	7.27	7.30														
45	4.54	4.69	4.47	4.38	4.21														
50	2.55	2.66	2.71	2.69	2.52														
55	2.03	2.11	2.14	2.11	2.01														
60	1.79	1.84	1.86	1.85	1.80														
65	1.69	1.71	1.73	1.72	1.71														
70	1.57	1.58	1.58	1.58	1.56														
75	1.39	1.40	1.39	1.39	1.38														
80	1.26	1.27	1.27	1.26	1.25														
85	1.15	1.15	1.15	1.14	1.14														
90	1.00	0.99	0.99	0.99	0.99														
95	0.99	0.99	0.99	0.99	1.00														
100	1.00	1.00	1.00	1.00	1.01														
105	1.02	1.02	1.02	1.02	1.02														
110	1.06	1.06	1.06	1.06	1.06														
115	1.12	1.12	1.12	1.12	1.12														
120	1.21	1.21	1.21	1.21	1.22														
125	1.39	1.39	1.39	1.39	1.40														
130	1.77	1.75	1.77	1.76	1.78														
135	2.36	2.35	2.36	2.35	2.38														
140	2.82	2.82	2.83	2.82	2.84														
145	3.09	3.09	3.09	3.09	3.10														
150	3.26	3.26	3.27	3.27	3.27														
155	3.37	3.38	3.38	3.38	3.38														
160	3.43	3.44	3.44	3.44	3.44														
165	3.47	3.48	3.47	3.48	3.48														
170	3.47	3.48	3.47	3.48	3.48														
175	3.29	3.31	3.29	3.30	3.29														
180	2.96	2.98	2.98	2.99	2.99														

C Range: 0 - 360DEC
C Interval: 15.0DEC
Test Speed: HIGH
Temperature:25.3DEC
Operators:ZhangXiao
Test Date:2016-07-26

γ Range: 0 - 180DEC
γ Interval: 1.0DEC
Test System:EVERFINE GO-2000B_V1 SYSTEM V2.0.265
Humidity:65.0%
Test Distance:6.610m [K=1.0000]
Remarks: