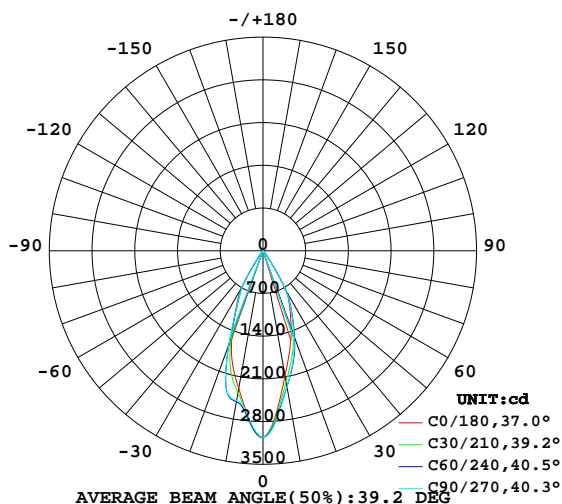


## LUMINAIRE PHOTOMETRIC TEST REPORT

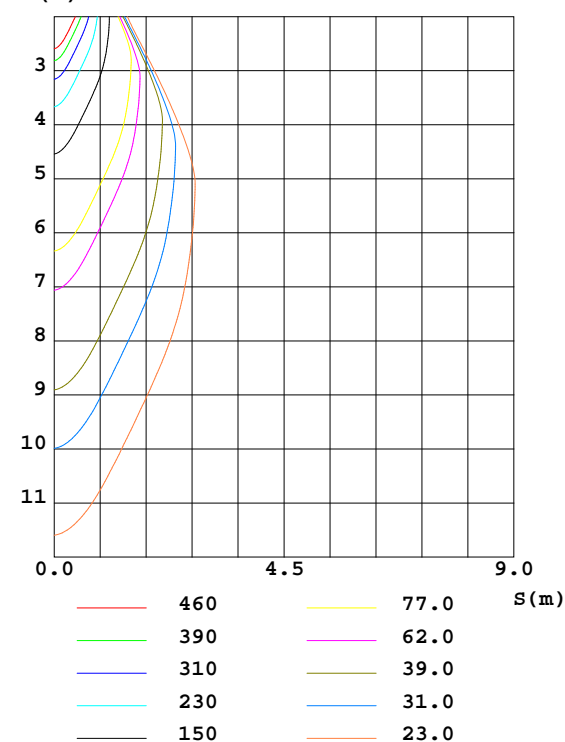
Test:U:226.6V I:0.0900A P:19.40W PF:0.9530 Lamp Flux:1530.59x1 lm		
NAME:	TYPE:	WEIGHT:
DIM.:	SPEC.:	SERIAL No.:
MFR.: Rayconn	SUR.:	PROTECTION ANGLE:

DATA OF LAMP		PHOTOMETRIC DATA Eff: 78.90 lm/W			
MODEL	TL22-20W-927-W-38	Imax(cd)	3058	S/MH(C0/180)	0.54
NOMINAL POWER(W)	20	LOR(%)	100.0	S/MH(C90/270)	0.61
RATED VOLTAGE(V)	226	TOTAL FLUX(lm)	1530.6	η UP,DN(C0-180)	1.2,49.0
NOMINAL FLUX(lm)	1530.59	CIE CLASS	DIRECT	η UP,DN(C180-360)	1.4,48.4
LAMPS INSIDE	1	η up(%)	2.6	CIBSE SHR NOM	0.50
TEST VOLTAGE(V)	226.6	η down(%)	97.4	CIBSE SHR MAX	0.70

LUMINOUS INTENSITY DISTRIBUTION DIAGRAM



C0 PLANE ISOLUX DIAGRAM (UNIT:lx)



C Range: 0 - 360DEG  
C Interval: 15.0DEG  
Test Speed: HIGH  
Temperature:25.3DEG  
Operators:ZhangXiao  
Test Date:2016-08-01

γ Range: 0 - 180DEG  
γ Interval: 1.0DEG  
Test System:EVERFINE GO-2000B\_V1 SYSTEM V2.0.265  
Humidity:65.0%  
Test Distance:6.610m [K=1.0000]  
Remarks:

## ZONAL FLUX DIAGRAM

### ZONAL FLUX DIAGRAM:

γ	C0	C45	C90	C135	C180	C225	C270	C315	γ	Φ zone	Φ total	lum, lamp
10	2083	2246	2266	2271	2295	2428	2492	2178	0- 10	244.7	244.7	16,16
20	1349	1524	1493	1509	1495	1546	1635	1440	10- 20	535.1	779.7	50.9,50.9
30	753.5	795.6	764.4	777.6	719.6	650.1	660.2	719.9	20- 30	493.1	1273	83.2,83.2
40	87.79	74.83	71.09	71.09	60.09	51.63	49.64	68.64	30- 40	158.3	1431	93.5,93.5
50	25.21	21.66	21.16	20.96	19.54	18.60	18.38	20.50	40- 50	28.98	1460	95.4,95.4
60	10.60	10.62	10.45	10.42	10.06	9.726	9.744	9.954	50- 60	12.91	1473	96.2,96.2
70	6.322	6.399	6.314	6.288	6.279	5.991	5.990	6.176	60- 70	7.870	1481	96.8,96.8
80	4.237	4.180	4.070	4.081	4.597	4.315	4.305	4.350	70- 80	5.411	1486	97.1,97.1
90	3.513	2.885	2.799	2.809	4.788	3.423	3.386	3.451	80- 90	4.129	1490	97.4,97.4
100	2.798	2.752	2.734	2.717	3.861	3.609	3.582	3.634	90-100	3.593	1494	97.6,97.6
110	3.330	3.292	3.274	3.328	4.229	4.215	4.185	4.204	100-110	3.610	1498	97.9,97.9
120	4.712	4.672	4.714	4.667	5.410	5.470	5.455	5.452	110-120	4.303	1502	98.1,98.1
130	6.946	6.894	6.912	6.851	7.295	7.362	7.368	7.390	120-130	5.402	1507	98.5,98.5
140	9.445	9.332	9.335	9.343	9.618	9.632	9.590	9.686	130-140	6.422	1514	98.9,98.9
150	11.42	11.29	11.31	11.31	11.53	11.70	11.55	11.56	140-150	6.601	1520	99.3,99.3
160	12.15	12.17	12.12	12.11	12.30	12.27	12.26	12.25	150-160	5.508	1526	99.7,99.7
170	12.23	12.13	12.19	12.33	12.48	12.43	12.36	12.37	160-170	3.479	1529	99.9,99.9
180	12.46	12.56	12.56	12.52	12.49	12.54	12.57	12.52	170-180	1.180	1531	100,100
DEG	LUMINOUS INTENSITY:cd									UNIT:lm		

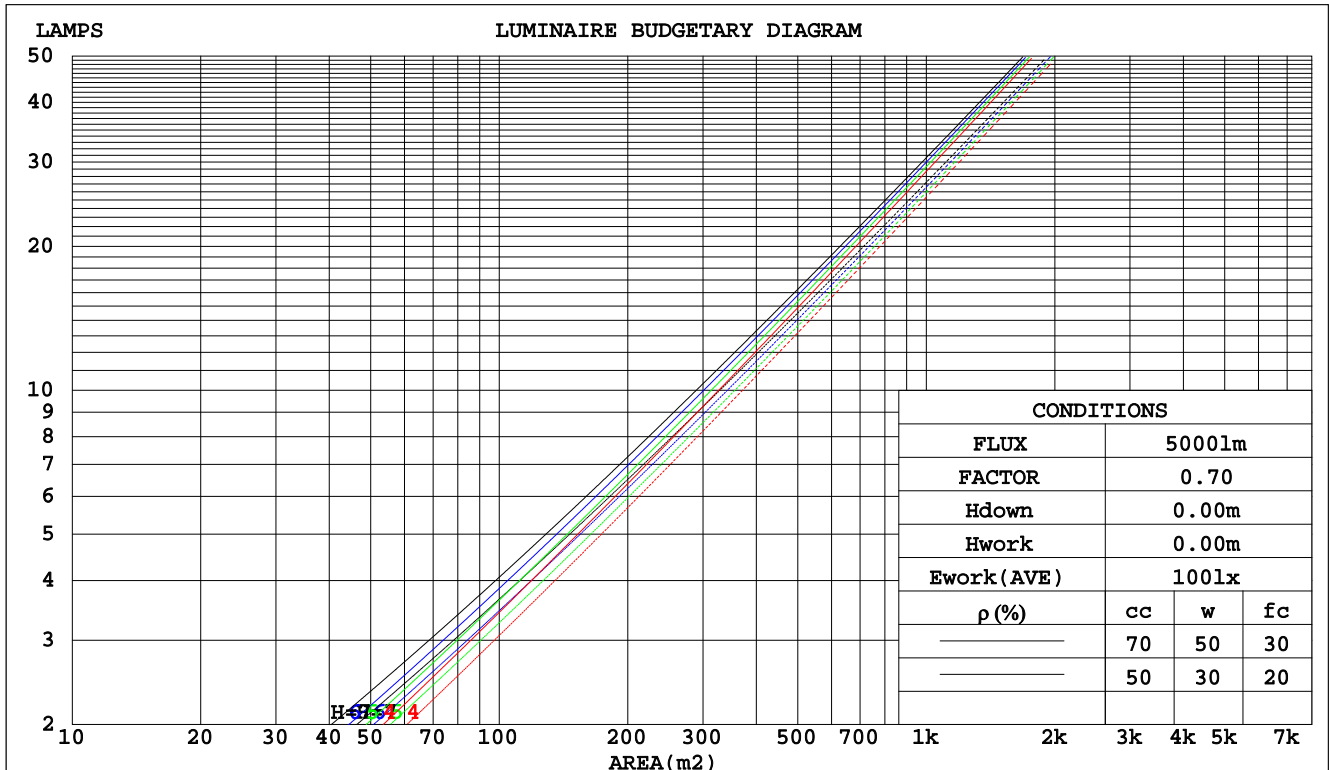
C Range: 0 - 360DEG  
C Interval: 15.0DEG  
Test Speed: HIGH  
Temperature:25.3DEG  
Operators:ZhangXiao  
Test Date:2016-08-01

γ Range: 0 - 180DEG  
γ Interval: 1.0DEG  
Test System:EVERFINE GO-2000B\_V1 SYSTEM V2.0.265  
Humidity:65.0%  
Test Distance:6.610m [K=1.0000]  
Remarks:

### CU AND LUMINAIRE BUDGETARY ESTIMATE DIAGRAM

Test:U:226.6V I:0.0900A P:19.40W PF:0.9530 Lamp Flux:1530.59x1 lm		
NAME:	TYPE:	WEIGHT:
DIM.:	SPEC.:	SERIAL No.:
MFR.: Rayconn	SUR.:	PROTECTION ANGLE:

pcc	80%			70%			50%			30%			10%			0
pw	50%	30%	10%	50%	30%	10%	50%	30%	10%	50%	30%	10%	50%	30%	10%	0
pfc	20%			20%			20%			20%			20%			0
RCR	RCR:Room Cavity Ratio						Coefficients of Utilization(CU)									
0.0	1.18	1.18	1.18	1.15	1.15	1.15	1.10	1.10	1.10	1.04	1.04	1.04	.00	.00	.00	.97
1.0	1.11	1.08	1.06	1.08	1.06	1.04	1.04	1.02	1.01	.00	.98	.97	.96	.95	.94	.92
2.0	1.04	.00	.97	1.02	.98	.95	.98	.95	.93	.95	.93	.91	.92	.90	.88	.87
3.0	.98	.93	.89	.96	.92	.88	.93	.90	.87	.90	.87	.85	.88	.85	.83	.82
4.0	.92	.87	.83	.91	.86	.83	.88	.84	.81	.86	.83	.80	.84	.81	.79	.77
5.0	.87	.82	.78	.86	.81	.77	.84	.80	.77	.82	.79	.76	.80	.77	.75	.73
6.0	.83	.77	.73	.82	.77	.73	.80	.76	.72	.78	.75	.72	.77	.74	.71	.70
7.0	.79	.73	.69	.78	.73	.69	.76	.72	.69	.75	.71	.68	.74	.70	.67	.66
8.0	.75	.69	.66	.74	.69	.66	.73	.68	.65	.72	.68	.65	.71	.67	.64	.63
9.0	.71	.66	.62	.71	.66	.62	.70	.65	.62	.69	.65	.62	.68	.64	.61	.60
10.0	.68	.63	.60	.68	.63	.59	.67	.62	.59	.66	.62	.59	.65	.61	.59	.57



C Range: 0 - 360DEG  
C Interval: 15.0DEG  
Test Speed: HIGH  
Temperature: 25.3DEG  
Operators: ZhangXiao  
Test Date: 2016-08-01

γ Range: 0 - 180DEG  
γ Interval: 1.0DEG  
Test System: EVERFINE GO-2000B\_V1 SYSTEM V2.0.265  
Humidity: 65.0%  
Test Distance: 6.610m [K=1.0000]  
Remarks:

**WEC AND CCEC**

Test:U:226.6V I:0.0900A P:19.40W PF:0.9530 Lamp Flux:1530.59x1 lm		
NAME:	TYPE:	WEIGHT:
DIM.:	SPEC.:	SERIAL No.:
MFR.: Rayconn	SUR.:	PROTECTION ANGLE:

pcc	80%			70%			50%			30%			10%			0
pw	50%	30%	10%	50%	30%	10%	50%	30%	10%	50%	30%	10%	50%	30%	10%	0
pfc	20%			20%			20%			20%			20%			0
RCR	RCR:Room Cavity Ratio						Wall Exitance Coefficients(WEC)									
0.0																
1.0	.169	.096	.030	.162	.092	.029	.148	.085	.027	.135	.078	.025	.123	.071	.023	
2.0	.159	.087	.027	.152	.084	.026	.141	.078	.024	.130	.073	.023	.120	.068	.021	
3.0	.149	.080	.024	.144	.077	.023	.134	.073	.022	.124	.068	.021	.116	.064	.020	
4.0	.141	.073	.022	.137	.071	.021	.128	.068	.020	.120	.064	.019	.112	.061	.019	
5.0	.134	.068	.020	.130	.067	.019	.122	.064	.019	.115	.061	.018	.108	.058	.017	
6.0	.127	.064	.018	.124	.063	.018	.117	.060	.017	.111	.057	.017	.105	.055	.016	
7.0	.122	.060	.017	.118	.059	.017	.112	.057	.016	.107	.055	.016	.101	.053	.015	
8.0	.116	.057	.016	.113	.056	.016	.108	.054	.015	.103	.052	.015	.098	.050	.015	
9.0	.111	.054	.015	.109	.053	.015	.104	.051	.015	.099	.050	.014	.095	.048	.014	
10.0	.107	.051	.014	.104	.050	.014	.100	.049	.014	.096	.048	.014	.092	.046	.013	

pcc	80%			70%			50%			30%			10%			0	
pw	50%	30%	10%	50%	30%	10%	50%	30%	10%	50%	30%	10%	50%	30%	10%	0	
pfc	20%			20%			20%			20%			20%			0	
RCR	RCR:Room Cavity Ratio						Ceiling Cavity Exitance Coefficients(CCEC)										
0.0	.210	.210	.210	.180	.180	.180	.123	.123	.123	.071	.071	.071	.023	.023	.023		
1.0	.191	.178	.166	.163	.152	.143	.112	.105	.099	.064	.061	.057	.021	.020	.019		
2.0	.175	.153	.134	.150	.132	.116	.103	.091	.081	.059	.053	.047	.019	.017	.015		
3.0	.162	.134	.112	.139	.115	.097	.095	.080	.068	.055	.047	.040	.018	.015	.013		
4.0	.151	.119	.095	.129	.103	.082	.089	.072	.058	.051	.042	.034	.017	.014	.011		
5.0	.141	.107	.082	.122	.093	.071	.084	.065	.050	.048	.038	.030	.016	.012	.010		
6.0	.134	.098	.072	.115	.085	.063	.079	.059	.044	.046	.035	.026	.015	.011	.009		
7.0	.127	.090	.064	.109	.078	.056	.075	.055	.040	.044	.032	.024	.014	.011	.008		
8.0	.121	.084	.058	.104	.073	.051	.072	.051	.036	.042	.030	.021	.014	.010	.007		
9.0	.116	.078	.053	.100	.068	.047	.069	.048	.033	.040	.028	.020	.013	.009	.007		
10.0	.111	.074	.049	.096	.064	.043	.066	.045	.031	.039	.027	.018	.013	.009	.006		

C Range: 0 - 360DEG  
C Interval: 15.0DEG  
Test Speed: HIGH  
Temperature:25.3DEG  
Operators:ZhangXiao  
Test Date:2016-08-01

γ Range: 0 - 180DEG  
γ Interval: 1.0DEG  
Test System:EVERFINE GO-2000B\_V1 SYSTEM V2.0.265  
Humidity:65.0%  
Test Distance:6.610m [K=1.0000]  
Remarks:

### Uncorrected UGR Table

Test:U:226.6V I:0.0900A P:19.40W PF:0.9530 Lamp Flux:1530.59x1 lm											
NAME:					TYPE:			WEIGHT:			
DIM.:					SPEC.:			SERIAL No.:			
MFR.: Rayconn					SUR.:			PROTECTION ANGLE:			
ceiling/cavity	0.7	0.7	0.5	0.5	0.3	0.7	0.7	0.5	0.5	0.3	
walls	0.5	0.3	0.5	0.3	0.3	0.5	0.3	0.5	0.3	0.3	
working plane	0.2	0.2	0.2	0.2	0.2	0.2	0.2	0.2	0.2	0.2	
Room dimensions		Viewed crosswise					Viewed endwise				
x = 2H y = 2H	15.2	16.0	15.5	16.2	16.4	14.9	15.7	15.2	15.9	16.1	
	3H	15.2	15.9	15.5	16.2	16.4	14.9	15.7	15.2	15.9	16.1
	4H	15.2	15.9	15.5	16.2	16.4	14.9	15.6	15.2	15.9	16.2
	6H	15.2	15.9	15.6	16.2	16.5	15.0	15.6	15.3	15.9	16.2
	8H	15.3	16.0	15.6	16.2	16.6	15.0	15.7	15.4	16.0	16.3
	12H	15.4	16.0	15.8	16.3	16.7	15.1	15.7	15.5	16.0	16.4
4H	2H	15.0	15.7	15.3	16.0	16.3	14.7	15.4	15.0	15.7	16.0
	3H	15.0	15.7	15.4	16.0	16.3	14.8	15.4	15.1	15.7	16.0
	4H	15.1	15.7	15.5	16.0	16.4	14.8	15.4	15.2	15.7	16.1
	6H	15.2	15.7	15.7	16.1	16.5	15.0	15.5	15.4	15.9	16.3
	8H	15.4	15.8	15.8	16.2	16.7	15.1	15.6	15.5	16.0	16.4
	12H	15.6	16.0	16.0	16.4	16.9	15.3	15.7	15.7	16.1	16.6
8H	4H	15.0	15.5	15.5	15.9	16.3	14.8	15.3	15.2	15.6	16.1
	6H	15.3	15.7	15.7	16.1	16.6	15.0	15.4	15.5	15.8	16.3
	8H	15.5	15.8	16.0	16.3	16.8	15.2	15.6	15.7	16.0	16.5
	12H	15.9	16.2	16.4	16.6	17.2	15.5	15.8	16.1	16.3	16.8
12H	4H	15.0	15.4	15.5	15.9	16.3	14.8	15.2	15.2	15.6	16.0
	6H	15.3	15.6	15.8	16.1	16.6	15.0	15.4	15.5	15.8	16.3
	8H	15.5	15.8	16.1	16.3	16.8	15.3	15.6	15.8	16.1	16.6
Variations with the observer position at spacings:											
S = 1.0H	+ 1.8 / - 1.7					+ 1.6 / - 1.4					
1.5H	+ 3.3 / - 1.6					+ 3.1 / - 1.2					
2.0H	+ 2.0 / - 0.7					+ 1.3 / - 0.5					

CIE Pub.117 Corrected 1531 lm Total Lamp Luminous Flux.(8log(F/F0) = 1.5)

C Range: 0 - 360DEG  
C Interval: 15.0DEG  
Test Speed: HIGH  
Temperature:25.3DEG  
Operators:ZhangXiao  
Test Date:2016-08-01

γ Range: 0 - 180DEG  
γ Interval: 1.0DEG  
Test System:EVERFINE GO-2000B\_V1 SYSTEM V2.0.265  
Humidity:65.0%  
Test Distance:6.610m [K=1.0000]  
Remarks:

## UTILIZATION FACTORS TABLE

Test:U:226.6V I:0.0900A P:19.40W PF:0.9530 Lamp Flux:1530.59x1 lm		
NAME:	TYPE:	WEIGHT:
DIM.:	SPEC.:	SERIAL No.:
MFR.: Rayconn	SUR.:	PROTECTION ANGLE:

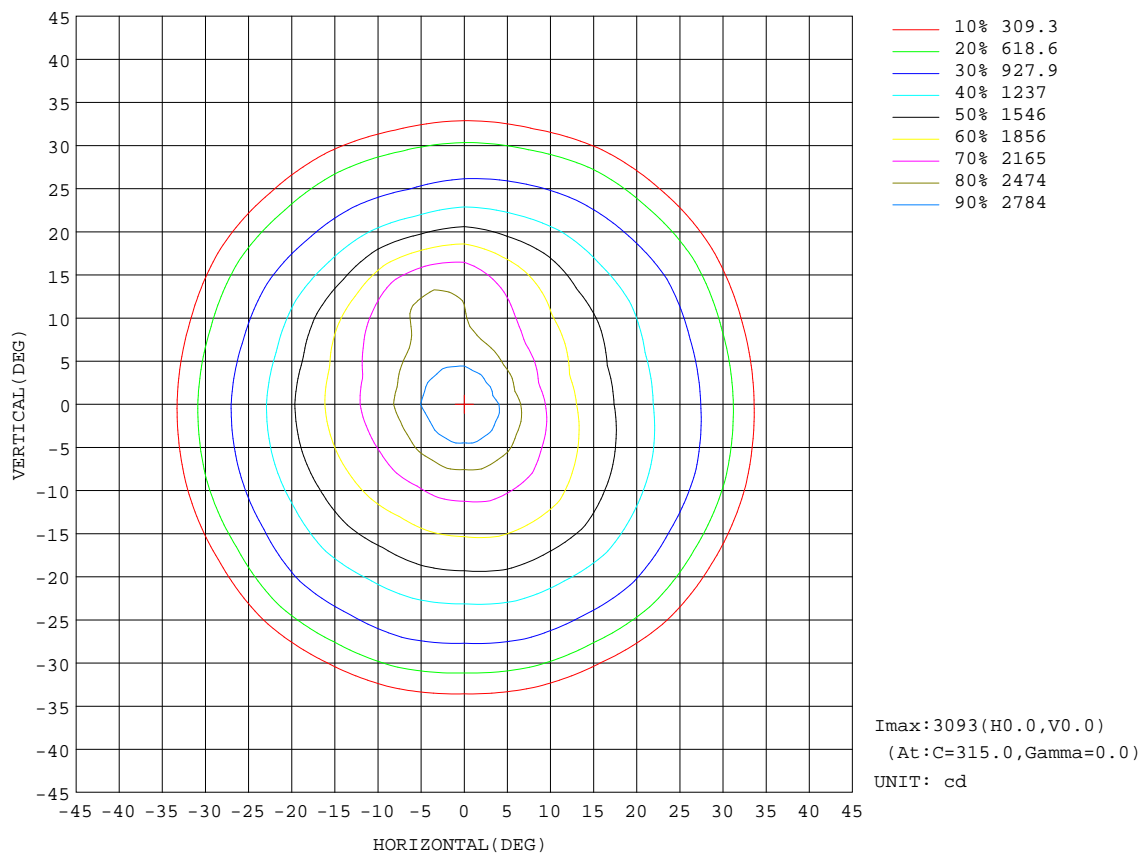
REFLECTANCE										
Ceiling	0.8	0.8	0.8	0.7	0.7	0.7	0.5	0.5	0.5	0
Walls	0.7	0.5	0.3	0.7	0.5	0.3	0.7	0.5	0.3	0
Working plane	0.2	0.2	0.2	0.2	0.2	0.2	0.2	0.2	0.2	0
ROOM INDEX	UTILIZATION FACTORS(PERCENT) $k(RI) \times RCR = 5$									
$k = 0.60$	88	81	78	87	81	78	86	81	77	74
0.80	95	89	85	94	89	85	93	88	85	81
1.00	99	93	90	98	93	89	96	92	89	85
1.25	103	98	94	101	97	94	99	95	93	88
1.50	105	101	97	104	100	97	101	98	95	91
2.00	108	104	100	106	102	100	103	100	98	92
2.50	110	106	103	108	104	102	104	102	99	93
3.00	111	108	105	109	106	104	105	103	101	94
4.00	113	110	108	111	108	106	107	105	103	96
5.00	114	112	110	112	110	108	108	106	105	97
ROOM INDEX	UF(total)									Direct
According to DIN EN 13032-2 2004			Suspended					SHRNOM = 1.25		

C Range: 0 - 360DEG  
C Interval: 15.0DEG  
Test Speed: HIGH  
Temperature:25.3DEG  
Operators:ZhangXiao  
Test Date:2016-08-01

$\gamma$  Range: 0 - 180DEG  
 $\gamma$  Interval: 1.0DEG  
 $\gamma$  Test System:EVERFINE GO-2000B\_V1 SYSTEM V2.0.265  
Humidity:65.0%  
Test Distance:6.610m [K=1.0000]  
Remarks:

### ISOCANDELA DIAGRAM

Test:U:226.6V I:0.0900A P:19.40W PF:0.9530 Lamp Flux:1530.59x1 lm		
NAME:	TYPE:	WEIGHT:
DIM.:	SPEC.:	SERIAL No.:
MFR.: Rayconn	SUR.:	PROTECTION ANGLE:



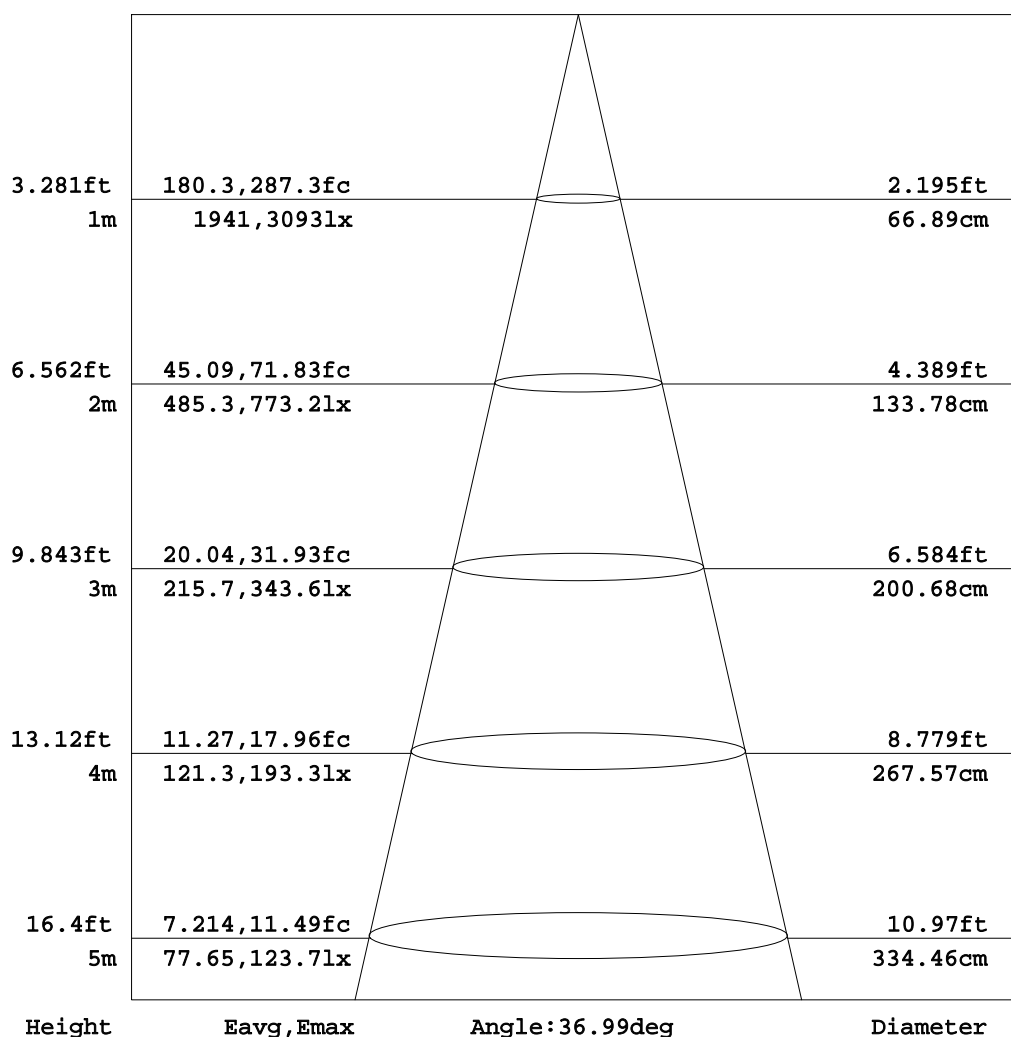
C Range: 0 - 360DEG  
C Interval: 15.0DEG  
Test Speed: HIGH  
Temperature: 25.3DEG  
Operators: ZhangXiao  
Test Date: 2016-08-01

γ Range: 0 - 180DEG  
γ Interval: 1.0DEG  
Test System: EVERFINE GO-2000B\_V1 SYSTEM V2.0.265  
Humidity: 65.0%  
Test Distance: 6.610m [K=1.0000]  
Remarks:

### AAI Figure

Test:U:226.6V I:0.0900A P:19.40W PF:0.9530 Lamp Flux:1530.59x1 lm		
NAME:	TYPE:	WEIGHT:
DIM.:	SPEC.:	SERIAL No.:
MFR.: Rayconn	SUR.:	PROTECTION ANGLE:

Flux out:723.1 lm



Note:The Curves indicate the illuminated area and the average illumination when the luminaire is at different distance.

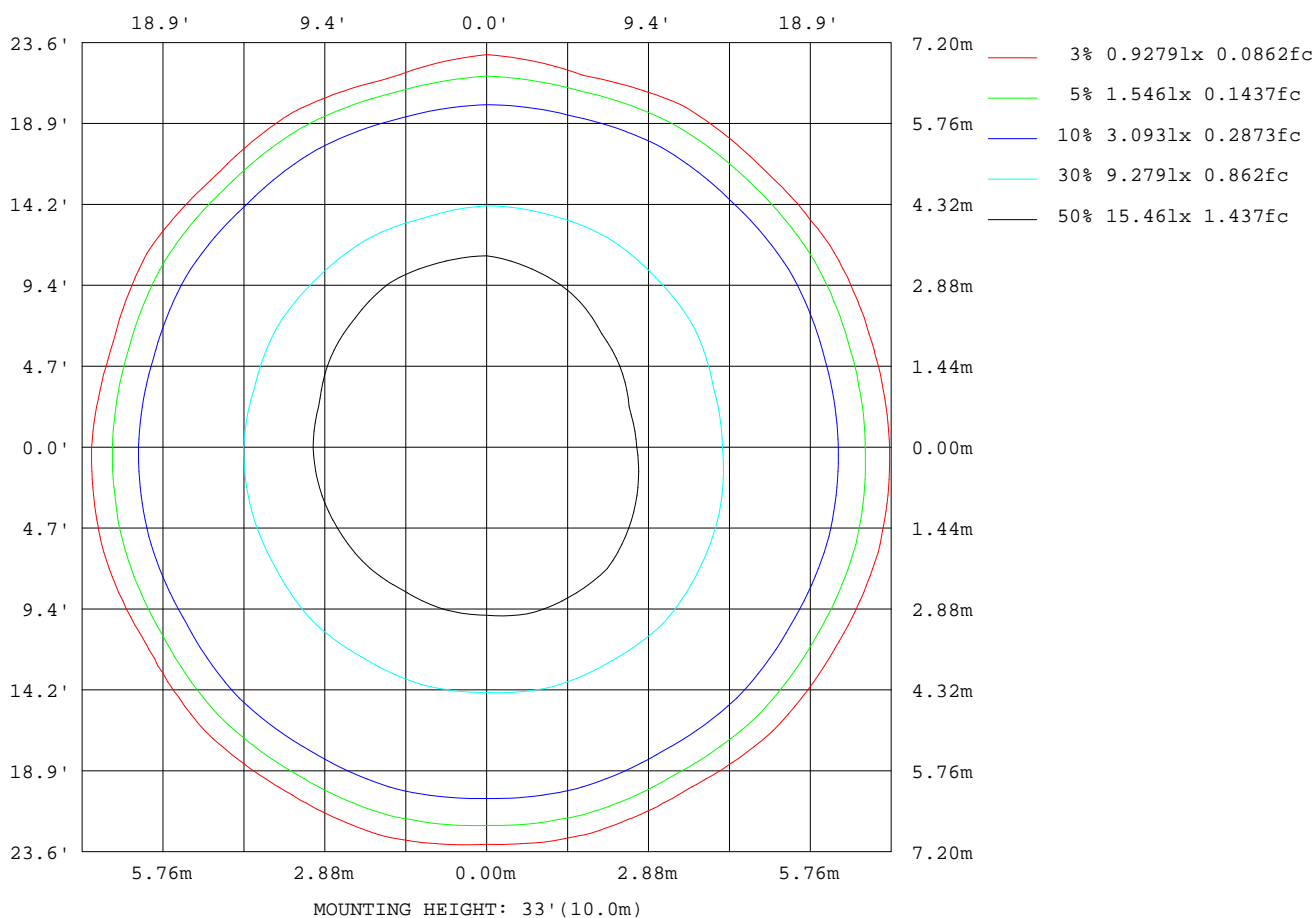
C Range: 0 - 360DEG  
C Interval: 15.0DEG  
Test Speed: HIGH  
Temperature:25.3DEG  
Operators:ZhangXiao  
Test Date:2016-08-01

γ Range: 0 - 180DEG  
γ Interval: 1.0DEG  
Test System:EVERFINE GO-2000B\_V1 SYSTEM V2.0.265  
Humidity:65.0%  
Test Distance:6.610m [K=1.0000]  
Remarks:



## ISOLUX DIAGRAM

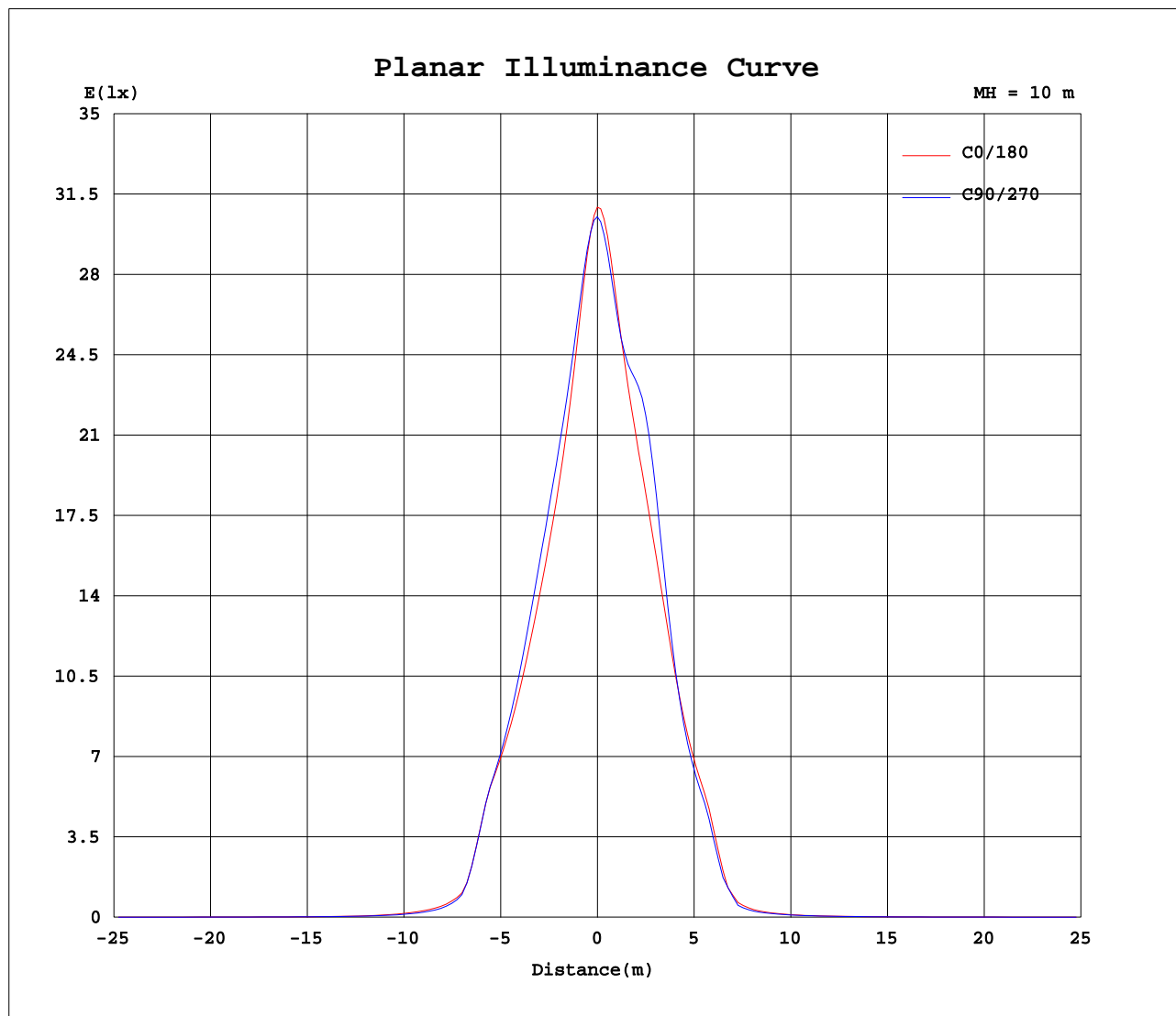
Test:U:226.6V I:0.0900A P:19.40W PF:0.9530 Lamp Flux:1530.59x1 lm		
NAME:	TYPE:	WEIGHT:
DIM.:	SPEC.:	SERIAL No.:
MFR.: Rayconn	SUR.:	PROTECTION ANGLE:



C Range: 0 - 360DEG  
C Interval: 15.0DEG  
Test Speed: HIGH  
Temperature: 25.3DEG  
Operators: ZhangXiao  
Test Date: 2016-08-01

γ Range: 0 - 180DEG  
γ Interval: 1.0DEG  
Test System: EVERFINE GO-2000B\_V1 SYSTEM V2.0.265  
Humidity: 65.0%  
Test Distance: 6.610m [K=1.0000]  
Remarks:

## Planar Illuminance Curve



C Range: 0 - 360DEG  
C Interval: 15.0DEG  
Test Speed: HIGH  
Temperature: 25.3DEG  
Operators: ZhangXiao  
Test Date: 2016-08-01

$\gamma$  Range: 0 - 180DEG  
 $\gamma$  Interval: 1.0DEG  
Test System: EVERFINE GO-2000B\_V1 SYSTEM V2.0.265  
Humidity: 65.0%  
Test Distance: 6.610m [K=1.0000]  
Remarks:

## LUMINOUS DISTRIBUTION INTENSITY DATA

Test:U:226.6V I:0.0900A P:19.40W PF:0.9530 Lamp Flux:1530.59x1 lm																			
NAME:										TYPE:					WEIGHT:				
DIM.:										SPEC.:					SERIAL No.:				
MFR.: Rayconn										SUR.:					PROTECTION ANGLE:				

Table--1

UNIT: cd

C(DEG) γ (DEG)	0	15	30	45	60	75	90	105	120	135	150	165	180	195	210	225	240	255	270
0	3058	3058	3058	3058	3058	3058	3058	3058	3058	3058	3058	3058	3058	3058	3058	3058	3058	3058	3058
5	2634	2669	2676	2718	2720	2748	2737	2757	2740	2759	2741	2761	2757	2740	2762	2748	2765	2740	2738
10	2083	2133	2178	2246	2264	2285	2266	2272	2249	2271	2268	2292	2295	2296	2361	2428	2512	2540	2492
15	1692	1753	1822	1897	1907	1916	1885	1883	1863	1893	1907	1934	1928	1938	2044	2167	2334	2374	2330
20	1349	1407	1462	1524	1517	1527	1493	1497	1479	1509	1501	1518	1495	1472	1534	1546	1619	1597	1635
25	1042	1079	1099	1134	1117	1129	1106	1117	1097	1117	1084	1084	1056	1030	1036	1007	1005	980	1019
30	754	780	761	796	761	788	764	791	759	778	729	741	720	686	694	650	659	637	660
35	190	201	194	195	176	185	180	194	184	187	164	185	173	139	159	123	145	113	164
40	87.8	88.6	80.4	74.8	69.4	70.6	71.1	74.7	72.6	71.1	66.5	63.7	60.1	56.8	55.4	51.6	50.0	47.7	49.6
45	46.5	46.4	41.2	37.9	35.5	36.1	36.4	37.8	36.7	36.0	33.8	33.2	31.9	30.5	30.2	28.6	28.2	27.2	28.1
50	25.2	25.1	23.0	21.7	20.7	21.0	21.2	21.7	21.1	21.0	20.2	20.0	19.5	19.0	19.0	18.6	18.5	18.2	18.4
55	15.4	15.4	14.8	14.4	14.1	14.3	14.3	14.5	14.2	14.2	13.9	13.9	13.6	13.3	13.4	13.3	13.3	13.2	13.2
60	10.6	10.8	10.6	10.6	10.3	10.5	10.4	10.6	10.4	10.4	10.3	10.3	10.1	9.85	9.90	9.73	9.75	9.66	9.74
65	8.04	8.20	8.10	8.15	8.01	8.11	8.05	8.10	7.92	7.98	7.93	7.99	7.82	7.67	7.69	7.48	7.45	7.40	7.46
70	6.32	6.44	6.36	6.40	6.29	6.38	6.31	6.34	6.23	6.29	6.24	6.31	6.28	6.21	6.15	5.99	5.99	5.94	5.99
75	5.11	5.25	5.12	5.18	5.07	5.16	5.08	5.08	5.00	5.02	5.02	5.06	5.20	5.15	5.10	4.98	4.96	4.93	4.98
80	4.24	4.34	4.14	4.18	4.10	4.14	4.07	4.09	4.06	4.08	4.11	4.16	4.60	4.58	4.45	4.31	4.25	4.28	4.30
85	3.76	4.05	3.58	3.53	3.45	3.48	3.42	3.45	3.47	3.50	3.53	3.53	4.44	4.25	4.11	3.89	3.86	3.86	3.86
90	3.51	4.22	3.05	2.89	2.83	2.85	2.80	2.79	2.80	2.81	2.84	2.84	4.79	4.10	3.76	3.42	3.40	3.39	3.39
95	3.27	4.11	2.88	2.77	2.75	2.76	2.74	2.74	2.74	2.73	2.75	2.74	4.73	4.44	3.75	3.50	3.49	3.49	3.48
100	2.80	3.01	2.79	2.75	2.75	2.75	2.73	2.73	2.73	2.72	2.74	2.72	3.86	3.77	3.68	3.61	3.59	3.59	3.58
105	2.94	2.98	2.94	2.92	2.91	2.92	2.90	2.89	2.93	2.92	2.94	2.93	3.91	3.87	3.86	3.84	3.82	3.83	3.81
110	3.33	3.33	3.32	3.29	3.28	3.27	3.27	3.28	3.33	3.33	3.36	3.35	4.23	4.23	4.20	4.22	4.20	4.22	4.18
115	3.92	3.88	3.89	3.86	3.87	3.84	3.87	3.86	3.92	3.90	3.95	3.92	4.72	4.74	4.72	4.75	4.74	4.77	4.73
120	4.71	4.66	4.70	4.67	4.71	4.67	4.71	4.68	4.71	4.67	4.71	4.68	5.41	5.43	5.43	5.47	5.46	5.49	5.45
125	5.73	5.69	5.74	5.70	5.75	5.70	5.75	5.69	5.72	5.66	5.70	5.66	6.27	6.30	6.29	6.33	6.33	6.37	6.35
130	6.95	6.91	6.94	6.89	6.93	6.88	6.91	6.85	6.88	6.85	6.89	6.85	7.30	7.32	7.32	7.36	7.34	7.39	7.37
135	8.25	8.19	8.21	8.16	8.18	8.13	8.16	8.11	8.15	8.14	8.19	8.15	8.46	8.48	8.47	8.50	8.47	8.51	8.49
140	9.45	9.39	9.38	9.33	9.35	9.31	9.34	9.30	9.34	9.34	9.39	9.36	9.62	9.63	9.61	9.63	9.59	9.61	9.59
145	10.5	10.5	10.4	10.4	10.4	10.4	10.4	10.4	10.4	10.4	10.5	10.4	10.7	10.7	10.8	11.0	10.7	10.7	10.6
150	11.4	11.4	11.3	11.3	11.3	11.3	11.3	11.3	11.3	11.3	11.4	11.3	11.5	11.6	11.7	11.7	11.6	11.6	11.5
155	11.9	11.9	11.9	11.9	11.9	11.9	11.9	11.9	11.9	11.9	11.9	11.9	12.1	12.1	12.1	12.1	12.1	12.1	12.1
160	12.1	12.2	12.2	12.2	12.2	12.1	12.1	12.1	12.1	12.1	12.1	12.1	12.3	12.3	12.3	12.3	12.3	12.3	12.3
165	12.3	12.2	12.2	12.2	12.2	12.2	12.2	12.2	12.2	12.3	12.3	12.3	12.4	12.4	12.4	12.4	12.4	12.3	12.3
170	12.2	12.2	12.2	12.1	12.1	12.1	12.2	12.3	12.3	12.3	12.3	12.3	12.5	12.5	12.5	12.4	12.4	12.4	12.4
175	12.3	12.3	12.2	12.3	12.3	12.3	12.4	12.4	12.4	12.4	12.4	12.4	12.5	12.5	12.5	12.5	12.5	12.5	12.4
180	12.5	12.5	12.5	12.6	12.6	12.6	12.6	12.6	12.5	12.5	12.5	12.5	12.5	12.5	12.5	12.5	12.6	12.6	12.6

C Range: 0 - 360DEG  
C Interval: 15.0DEG  
Test Speed: HIGH  
Temperature:25.3DEG  
Operators:ZhangXiao  
Test Date:2016-08-01

γ Range: 0 - 180DEG  
γ Interval: 1.0DEG  
Test System:EVERFINE GO-2000B\_V1 SYSTEM V2.0.265  
Humidity:65.0%  
Test Distance:6.610m [K=1.0000]  
Remarks:

# LUMINOUS DISTRIBUTION INTENSITY DATA

Test:U:226.6V I:0.0900A P:19.40W PF:0.9530 Lamp Flux:1530.59x1 lm					
NAME:			TYPE:		WEIGHT:
DIM.:			SPEC.:		SERIAL No.:
MFR.: Rayconn			SUR.:		PROTECTION ANGLE:

Table--2

UNIT: cd

C(DEC) γ (DEC)	285	300	315	330	345														
0	3058	3058	3058	3058	3058														
5	2694	2684	2644	2646	2619														
10	2382	2275	2178	2135	2080														
15	2138	1973	1829	1769	1703														
20	1559	1519	1440	1419	1364														
25	1033	1057	1062	1073	1050														
30	665	716	720	761	749														
35	127	171	160	181	183														
40	53.3	61.4	68.6	77.4	83.3														
45	29.2	32.4	35.0	40.0	43.5														
50	18.6	19.6	20.5	22.5	23.9														
55	13.2	13.5	13.7	14.4	14.9														
60	9.74	9.88	9.95	10.3	10.4														
65	7.53	7.64	7.71	7.84	7.88														
70	6.04	6.09	6.18	6.19	6.22														
75	5.05	5.05	5.12	5.10	5.08														
80	4.39	4.32	4.35	4.28	4.29														
85	3.93	3.89	3.91	3.84	3.83														
90	3.47	3.42	3.45	3.37	3.38														
95	3.55	3.50	3.53	3.47	3.47														
100	3.64	3.60	3.63	3.57	3.57														
105	3.86	3.82	3.84	3.78	3.79														
110	4.23	4.18	4.20	4.15	4.15														
115	4.76	4.71	4.73	4.68	4.68														
120	5.48	5.43	5.45	5.40	5.39														
125	6.38	6.32	6.34	6.27	6.29														
130	7.42	7.37	7.39	7.33	7.36														
135	8.56	8.53	8.55	8.50	8.54														
140	9.66	9.64	9.69	9.64	9.68														
145	10.8	10.7	10.7	10.7	10.7														
150	11.6	11.6	11.6	11.5	11.5														
155	12.1	12.0	12.0	12.0	12.0														
160	12.3	12.2	12.2	12.2	12.2														
165	12.3	12.3	12.3	12.3	12.3														
170	12.4	12.4	12.4	12.4	12.4														
175	12.4	12.4	12.4	12.4	12.4														
180	12.6	12.5	12.5	12.5	12.5														

C Range: 0 - 360DEG  
C Interval: 15.0DEG  
Test Speed: HIGH  
Temperature:25.3DEG  
Operators:ZhangXiao  
Test Date:2016-08-01

γ Range: 0 - 180DEG  
γ Interval: 1.0DEG  
γ Test System:EVERFINE GO-2000B\_V1 SYSTEM V2.0.265  
Humidity:65.0%  
Test Distance:6.610m [K=1.0000]  
Remarks: