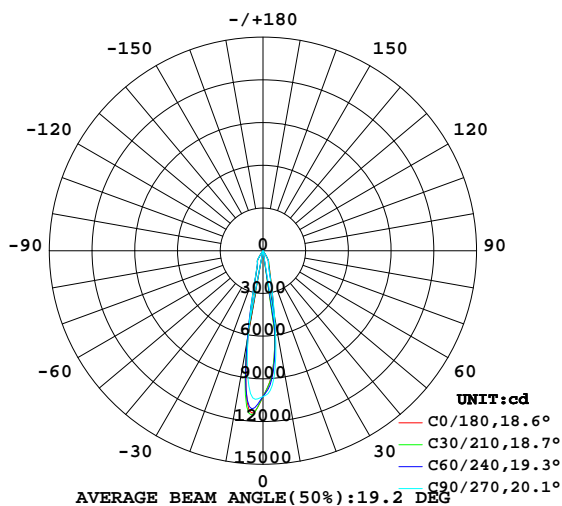


LUMINAIRE PHOTOMETRIC TEST REPORT

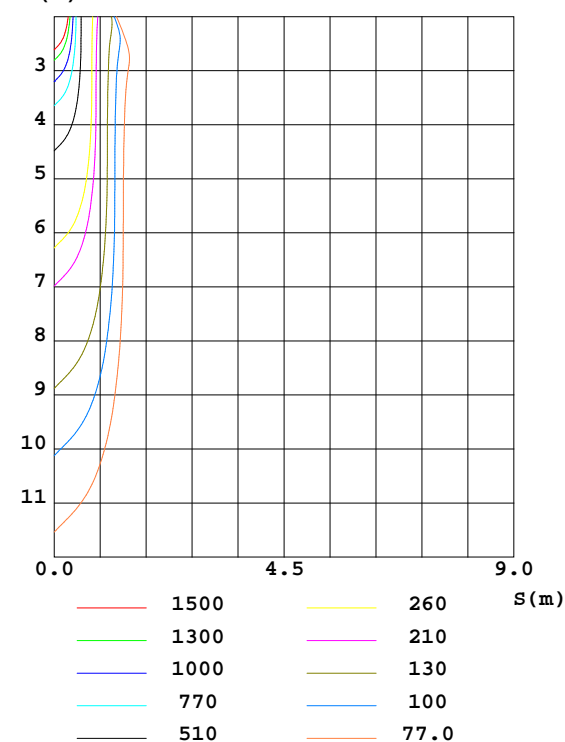
Test:U:226.6V I:0.0900A P:19.50W PF:0.9530 Lamp Flux:2130.51x1 lm		
NAME:	TYPE:	WEIGHT:
DIM.:	SPEC.:	SERIAL No.:
MFR.: Rayconn	SUR.:	PROTECTION ANGLE:

DATA OF LAMP		PHOTOMETRIC DATA Eff: 109.26 lm/W			
MODEL	TL26-20W-840-W-20	Imax(cd)	11563	S/MH(C0/180)	0.32
NOMINAL POWER(W)	20	LOR(%)	100.0	S/MH(C90/270)	0.33
RATED VOLTAGE(V)	226	TOTAL FLUX(lm)	2130.5	η UP,DN(C0-180)	1.2,46.6
NOMINAL FLUX(lm)	2130.51	CIE CLASS	DIRECT	η UP,DN(C180-360)	1.4,50.8
LAMPS INSIDE	1	η up(%)	2.6	CIBSE SHR NOM	0.00
TEST VOLTAGE(V)	226.6	η down(%)	97.4	CIBSE SHR MAX	1.00

LUMINOUS INTENSITY DISTRIBUTION DIAGRAM



C0 PLANE ISOLUX DIAGRAM (UNIT:lx)



C Range: 0 - 360DEG
C Interval: 15.0DEG
Test Speed: HIGH
Temperature:25.3DEG
Operators:ZhangXiao
Test Date:2016-08-01

γ Range: 0 - 180DEG
γ Interval: 1.0DEG
Test System:EVERFINE GO-2000B_V1 SYSTEM V2.0.265
Humidity:65.0%
Test Distance:6.610m [K=1.0000]
Remarks:

ZONAL FLUX DIAGRAM

ZONAL FLUX DIAGRAM:

γ	C0	C45	C90	C135	C180	C225	C270	C315	γ	Φ zone	Φ total	ℓlum, lamp
10	452.0	448.1	471.7	545.7	601.2	624.3	592.1	490.5	0- 10	770.4	770.4	36.2,36.2
20	133.5	123.9	117.4	122.0	119.3	121.2	128.0	127.6	10- 20	664.6	1435	67.4,67.4
30	68.84	67.59	65.15	73.58	76.20	77.71	78.66	75.06	20- 30	436.8	1872	87.9,87.9
40	4.504	4.369	4.321	4.551	4.910	4.780	4.796	4.895	30- 40	143.1	2015	94.6,94.6
50	1.830	1.797	1.780	1.890	1.861	1.858	1.833	1.831	40- 50	22.27	2037	95.6,95.6
60	1.185	1.188	1.204	1.200	1.182	1.174	1.201	1.189	50- 60	12.90	2050	96.2,96.2
70	0.8874	0.8779	0.8898	0.9058	0.9028	0.8962	0.9012	0.8997	60- 70	10.32	2060	96.7,96.7
80	0.6552	0.6370	0.6444	0.6544	0.6610	0.6531	0.6551	0.6553	70- 80	8.089	2068	97.1,97.1
90	0.4455	0.4029	0.4099	0.4192	0.5253	0.5051	0.5050	0.5122	80- 90	6.111	2075	97.4,97.4
100	0.3244	0.3178	0.3203	0.3169	0.5240	0.5141	0.5154	0.5249	90-100	4.777	2079	97.6,97.6
110	0.4361	0.4383	0.4455	0.4369	0.5676	0.5626	0.5646	0.5708	100-110	4.798	2084	97.8,97.8
120	0.5717	0.5773	0.5937	0.5870	0.6761	0.6694	0.6682	0.6762	110-120	5.556	2090	98.1,98.1
130	0.9517	0.9524	0.9578	0.9221	0.9630	0.9574	0.9619	0.9909	120-130	6.832	2097	98.4,98.4
140	1.431	1.431	1.444	1.425	1.430	1.424	1.426	1.448	130-140	9.261	2106	98.8,98.8
150	1.671	1.671	1.685	1.676	1.692	1.689	1.691	1.703	140-150	9.883	2116	99.3,99.3
160	1.780	1.778	1.785	1.781	1.781	1.780	1.789	1.796	150-160	8.045	2124	99.7,99.7
170	1.786	1.780	1.788	1.797	1.804	1.803	1.814	1.815	160-170	5.117	2129	99.9,99.9
180	1.671	1.691	1.708	1.713	1.672	1.691	1.708	1.713	170-180	1.669	2131	100,100
DEG	LUMINOUS INTENSITY:×10cd									UNIT:lm		

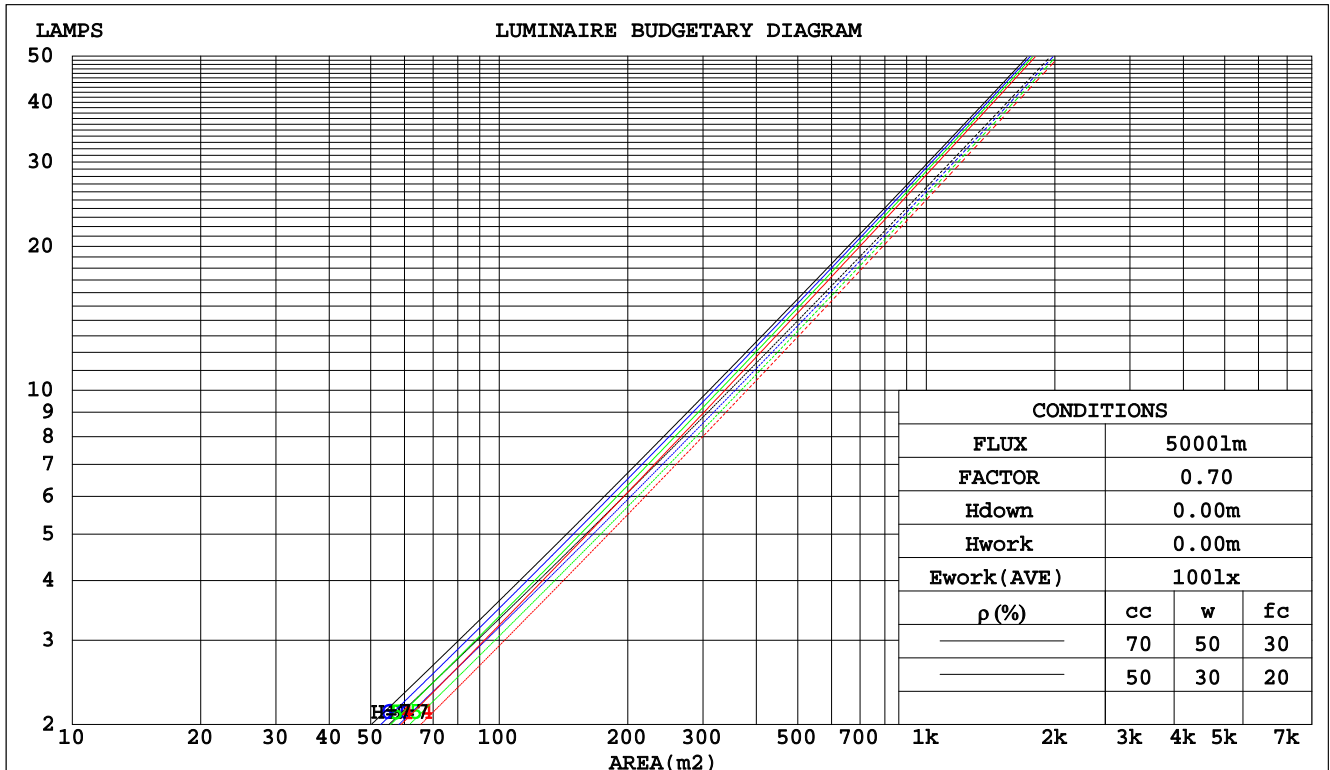
C Range: 0 - 360DEG
C Interval: 15.0DEG
Test Speed: HIGH
Temperature:25.3DEG
Operators:ZhangXiao
Test Date:2016-08-01

γ Range: 0 - 180DEG
γ Interval: 1.0DEG
Test System:EVERFINE GO-2000B_V1 SYSTEM V2.0.265
Humidity:65.0%
Test Distance:6.610m [K=1.0000]
Remarks:

CU AND LUMINAIRE BUDGETARY ESTIMATE DIAGRAM

Test:U:226.6V I:0.0900A P:19.50W PF:0.9530 Lamp Flux:2130.5lx1 lm		
NAME:	TYPE:	WEIGHT:
DIM.:	SPEC.:	SERIAL No.:
MFR.: Rayconn	SUR.:	PROTECTION ANGLE:

pcc	80%			70%			50%			30%			10%			0
pw	50%	30%	10%	50%	30%	10%	50%	30%	10%	50%	30%	10%	50%	30%	10%	0
pfc	20%			20%			20%			20%			20%			0
RCR	RCR:Room Cavity Ratio						Coefficients of Utilization(CU)									
0.0	1.18	1.18	1.18	1.15	1.15	1.15	1.10	1.10	1.10	1.04	1.04	1.04	.00	.00	.00	.97
1.0	1.12	1.09	1.08	1.09	1.07	1.06	1.05	1.03	1.02	1.01	.99	.98	.97	.96	.95	.93
2.0	1.06	1.02	.00	1.04	1.01	.98	1.00	.98	.96	.97	.95	.93	.94	.92	.91	.90
3.0	1.01	.97	.94	.99	.96	.93	.96	.93	.91	.94	.91	.89	.91	.89	.88	.86
4.0	.96	.92	.89	.95	.91	.88	.93	.89	.87	.90	.88	.86	.88	.86	.84	.83
5.0	.92	.88	.85	.91	.87	.84	.89	.86	.83	.88	.85	.82	.86	.83	.81	.80
6.0	.89	.84	.81	.88	.84	.81	.86	.83	.80	.85	.82	.79	.83	.81	.79	.77
7.0	.86	.81	.78	.85	.81	.78	.84	.80	.77	.82	.79	.77	.81	.78	.76	.75
8.0	.83	.78	.75	.82	.78	.75	.81	.77	.75	.80	.77	.74	.79	.76	.74	.73
9.0	.80	.76	.73	.80	.75	.73	.79	.75	.72	.78	.74	.72	.77	.74	.72	.71
10.0	.78	.73	.71	.77	.73	.70	.76	.73	.70	.76	.72	.70	.75	.72	.70	.69



C Range: 0 - 360DEG
C Interval: 15.0DEG
Test Speed: HIGH
Temperature:25.3DEG
Operators:ZhangXiao
Test Date:2016-08-01

γ Range: 0 - 180DEG
γ Interval: 1.0DEG
Test System:EVERFINE GO-2000B_V1 SYSTEM V2.0.265
Humidity:65.0%
Test Distance:6.610m [K=1.0000]
Remarks:

WEC AND CCEC

Test:U:226.6V I:0.0900A P:19.50W PF:0.9530 Lamp Flux:2130.51x1 lm					
NAME:		TYPE:		WEIGHT:	
DIM.:		SPEC.:		SERIAL No.:	
MFR.: Rayconn		SUR.:		PROTECTION ANGLE:	

pcc	80%			70%			50%			30%			10%			0	
pw	50%	30%	10%	50%	30%	10%	50%	30%	10%	50%	30%	10%	50%	30%	10%	0	
pfc	20%			20%			20%			20%			20%			0	
RCR	RCR:Room Cavity Ratio						Wall Exitance Coefficients(WEC)										
0.0																	
1.0	.150	.085	.027	.143	.081	.026	.129	.074	.024	.116	.067	.021	.104	.060	.019		
2.0	.139	.076	.023	.133	.073	.023	.121	.067	.021	.110	.062	.019	.100	.057	.018		
3.0	.129	.069	.021	.124	.066	.020	.114	.062	.019	.105	.057	.018	.096	.053	.017		
4.0	.121	.063	.018	.116	.061	.018	.108	.057	.017	.100	.054	.016	.093	.050	.015		
5.0	.114	.058	.017	.110	.056	.016	.102	.053	.016	.096	.050	.015	.089	.048	.014		
6.0	.107	.054	.015	.104	.053	.015	.097	.050	.015	.091	.048	.014	.086	.045	.013		
7.0	.102	.050	.014	.099	.049	.014	.093	.047	.014	.088	.045	.013	.083	.043	.013		
8.0	.097	.047	.013	.094	.046	.013	.089	.044	.013	.084	.043	.012	.080	.041	.012		
9.0	.092	.045	.012	.090	.044	.012	.085	.042	.012	.081	.041	.012	.077	.039	.011		
10.0	.088	.042	.012	.086	.042	.012	.082	.040	.011	.078	.039	.011	.074	.037	.011		

pcc	80%			70%			50%			30%			10%			0
ρw	50%	30%	10%	50%	30%	10%	50%	30%	10%	50%	30%	10%	50%	30%	10%	0
ρfc	20%			20%			20%			20%			20%			0
RCR	RCR:Room Cavity Ratio						Ceiling Cavity Exitance Coefficients(CCEC)									
0.0	.210	.210	.210	.180	.180	.180	.123	.123	.123	.071	.071	.071	.023	.023	.023	
1.0	.189	.178	.167	.162	.153	.144	.111	.105	.099	.064	.061	.058	.020	.020	.019	
2.0	.172	.153	.137	.147	.132	.118	.101	.091	.082	.058	.053	.048	.019	.017	.016	
3.0	.158	.134	.115	.135	.115	.099	.093	.080	.070	.054	.047	.041	.017	.015	.013	
4.0	.146	.119	.098	.125	.103	.085	.086	.071	.060	.050	.042	.035	.016	.014	.012	
5.0	.136	.107	.085	.116	.092	.074	.080	.064	.052	.046	.038	.031	.015	.012	.010	
6.0	.127	.097	.075	.109	.084	.065	.075	.059	.046	.044	.034	.027	.014	.011	.009	
7.0	.119	.089	.067	.103	.077	.059	.071	.054	.041	.041	.032	.025	.013	.010	.008	
8.0	.113	.082	.061	.097	.071	.053	.067	.050	.038	.039	.029	.022	.013	.010	.007	
9.0	.107	.076	.056	.093	.066	.049	.064	.047	.034	.037	.028	.021	.012	.009	.007	
10.0	.102	.072	.051	.088	.062	.045	.061	.044	.032	.036	.026	.019	.012	.009	.006	

C Range: 0 - 360DEG
C Interval: 15.0DEG
Test Speed: HIGH
Temperature:25.3DEG
Operators:ZhangXiao
Test Date:2016-08-01

γ Range: 0 - 180DEG
γ Interval: 1.0DEG
Test System:EVERFINE GO-2000B_V1 SYSTEM V2.0.265
Humidity:65.0%
Test Distance:6.610m [K=1.0000]
Remarks:

Uncorrected UGR Table

Test:U:226.6V I:0.0900A P:19.50W PF:0.9530 Lamp Flux:2130.51x1 lm											
NAME:					TYPE:			WEIGHT:			
DIM.:					SPEC.:			SERIAL No.:			
MFR.: Rayconn					SUR.:			PROTECTION ANGLE:			
ceiling/cavity	0.7	0.7	0.5	0.5	0.3	0.7	0.7	0.5	0.5	0.3	
walls	0.5	0.3	0.5	0.3	0.3	0.5	0.3	0.5	0.3	0.3	
working plane	0.2	0.2	0.2	0.2	0.2	0.2	0.2	0.2	0.2	0.2	
Room dimensions		Viewed crosswise					Viewed endwise				
x = 2H y = 2H	11.5	12.2	11.8	12.4	12.6	11.1	11.8	11.3	12.0	12.2	
	3H	11.9	12.5	12.2	12.8	13.0	11.5	12.2	11.8	12.4	12.6
	4H	12.2	12.8	12.5	13.0	13.3	11.9	12.5	12.2	12.7	13.0
	6H	12.6	13.2	13.0	13.5	13.8	12.3	12.9	12.7	13.2	13.5
	8H	12.9	13.5	13.3	13.8	14.1	12.7	13.2	13.0	13.5	13.8
	12H	13.3	13.9	13.7	14.2	14.5	13.1	13.6	13.4	13.9	14.2
4H	2H	11.5	12.1	11.8	12.4	12.6	11.1	11.7	11.4	11.9	12.2
	3H	12.0	12.6	12.4	12.9	13.2	11.7	12.3	12.1	12.6	12.9
	4H	12.5	13.0	12.9	13.3	13.7	12.2	12.7	12.6	13.1	13.4
	6H	13.2	13.6	13.6	14.0	14.4	13.0	13.4	13.4	13.8	14.2
	8H	13.6	14.0	14.1	14.4	14.9	13.4	13.8	13.8	14.2	14.6
	12H	14.2	14.6	14.6	15.0	15.4	14.0	14.4	14.4	14.8	15.2
8H	4H	12.7	13.1	13.1	13.5	13.9	12.4	12.8	12.9	13.2	13.6
	6H	13.6	13.9	14.1	14.4	14.8	13.4	13.7	13.8	14.2	14.6
	8H	14.2	14.5	14.7	15.0	15.5	14.0	14.3	14.5	14.8	15.3
	12H	15.0	15.3	15.5	15.7	16.3	14.8	15.1	15.3	15.5	16.1
12H	4H	12.7	13.1	13.2	13.5	13.9	12.5	12.8	12.9	13.3	13.7
	6H	13.7	14.0	14.2	14.5	14.9	13.5	13.8	14.0	14.3	14.8
	8H	14.4	14.7	14.9	15.2	15.7	14.2	14.5	14.7	15.0	15.5
Variations with the observer position at spacings:											
S = 1.0H	+ 0.5 / - 0.4					+ 0.4 / - 0.4					
1.5H	+ 0.9 / - 0.3					+ 0.7 / - 0.2					
2.0H	+ 0.1 / - 0.3					+ 0.1 / - 0.2					

CIE Pub.117 Corrected 2131 lm Total Lamp Luminous Flux.(8log(F/F0) = 2.6)

C Range: 0 - 360DEG
C Interval: 15.0DEG
Test Speed: HIGH
Temperature:25.3DEG
Operators:ZhangXiao
Test Date:2016-08-01

γ Range: 0 - 180DEG
γ Interval: 1.0DEG
Test System:EVERFINE GO-2000B_V1 SYSTEM V2.0.265
Humidity:65.0%
Test Distance:6.610m [K=1.0000]
Remarks:

UTILIZATION FACTORS TABLE

Test:U:226.6V I:0.0900A P:19.50W PF:0.9530 Lamp Flux:2130.5lx1 lm		
NAME:	TYPE:	WEIGHT:
DIM.:	SPEC.:	SERIAL No.:
MFR.: Rayconn	SUR.:	PROTECTION ANGLE:

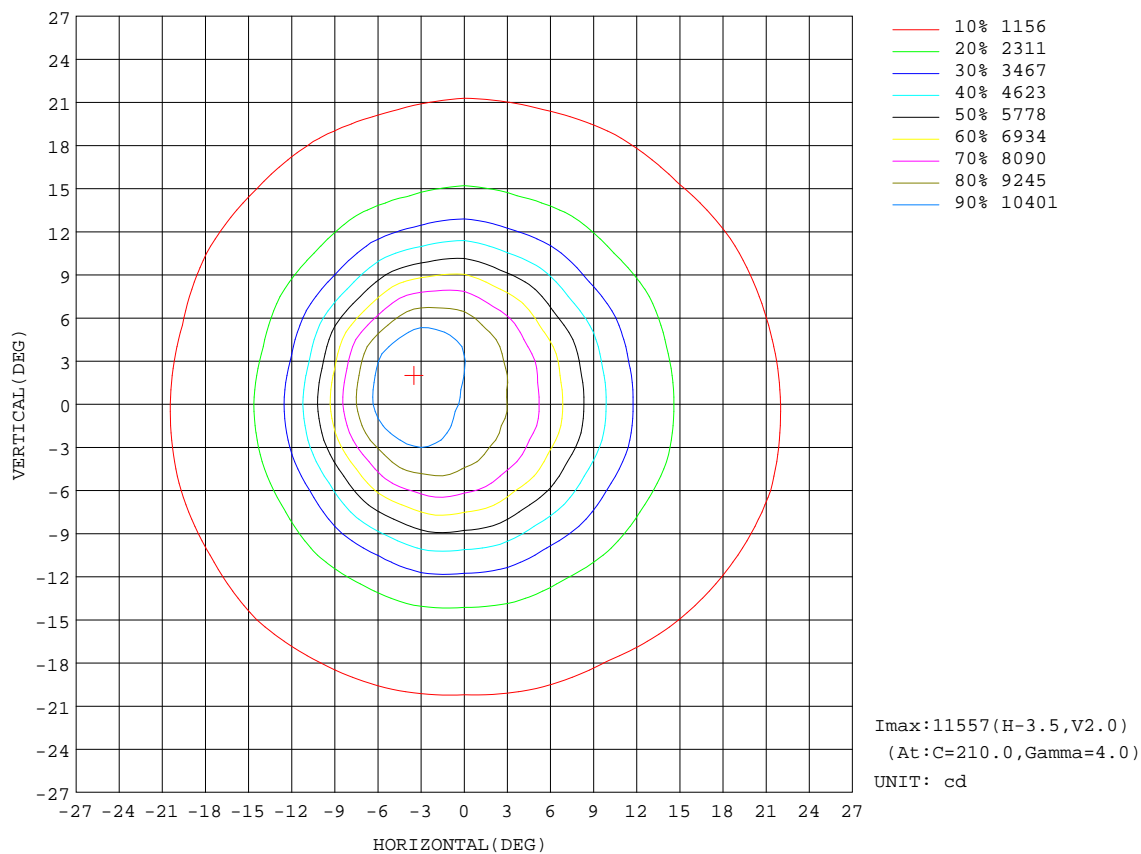
REFLECTANCE										
Ceiling	0.8	0.8	0.8	0.7	0.7	0.7	0.5	0.5	0.5	0
Walls	0.7	0.5	0.3	0.7	0.5	0.3	0.7	0.5	0.3	0
Working plane	0.2	0.2	0.2	0.2	0.2	0.2	0.2	0.2	0.2	0
ROOM INDEX	UTILIZATION FACTORS(PERCENT) $k(RI) \times RCR = 5$									
$k = 0.60$	88	82	79	88	82	79	87	82	78	75
0.80	95	90	86	95	89	86	93	89	85	82
1.00	99	94	90	98	93	90	97	93	89	85
1.25	103	98	95	102	97	94	100	96	93	89
1.50	106	101	98	104	100	97	102	98	96	91
2.00	108	104	101	106	103	100	103	100	98	92
2.50	110	106	103	108	104	102	104	102	100	93
3.00	111	108	105	109	106	104	105	103	101	94
4.00	113	110	108	111	109	107	107	105	104	96
5.00	114	112	110	112	110	109	108	106	105	97
ROOM INDEX	UF(total)									Direct
According to DIN EN 13032-2 2004			Suspended					SHRNOM = 1.25		

C Range: 0 - 360DEG
C Interval: 15.0DEG
Test Speed: HIGH
Temperature:25.3DEG
Operators:ZhangXiao
Test Date:2016-08-01

γ Range: 0 - 180DEG
 γ Interval: 1.0DEG
 γ Test System:EVERFINE GO-2000B_V1 SYSTEM V2.0.265
Humidity:65.0%
Test Distance:6.610m [K=1.0000]
Remarks:

ISOCANDELA DIAGRAM

Test:U:226.6V I:0.0900A P:19.50W PF:0.9530 Lamp Flux:2130.51x1 lm		
NAME:	TYPE:	WEIGHT:
DIM.:	SPEC.:	SERIAL No.:
MFR.: Rayconn	SUR.:	PROTECTION ANGLE:



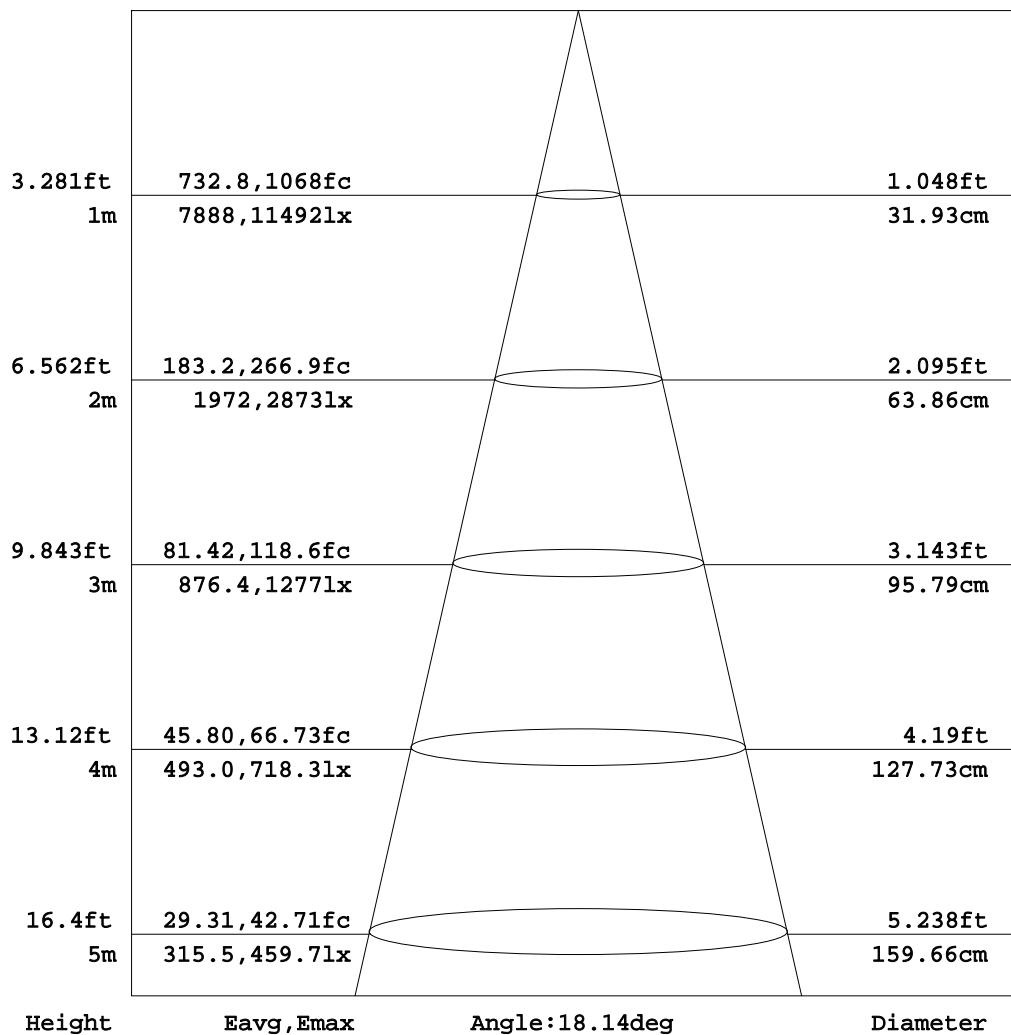
C Range: 0 - 360DEG
C Interval: 15.0DEG
Test Speed: HIGH
Temperature:25.3DEG
Operators:ZhangXiao
Test Date:2016-08-01

γ Range: 0 - 180DEG
γ Interval: 1.0DEG
Test System:EVERFINE GO-2000B_V1 SYSTEM V2.0.265
Humidity:65.0%
Test Distance:6.610m [K=1.0000]
Remarks:

AAI Figure

Test:U:226.6V I:0.0900A P:19.50W PF:0.9530 Lamp Flux:2130.5lx1 lm		
NAME:	TYPE:	WEIGHT:
DIM.:	SPEC.:	SERIAL No.:
MFR.: Rayconn	SUR.:	PROTECTION ANGLE:

Flux out:770.4 lm



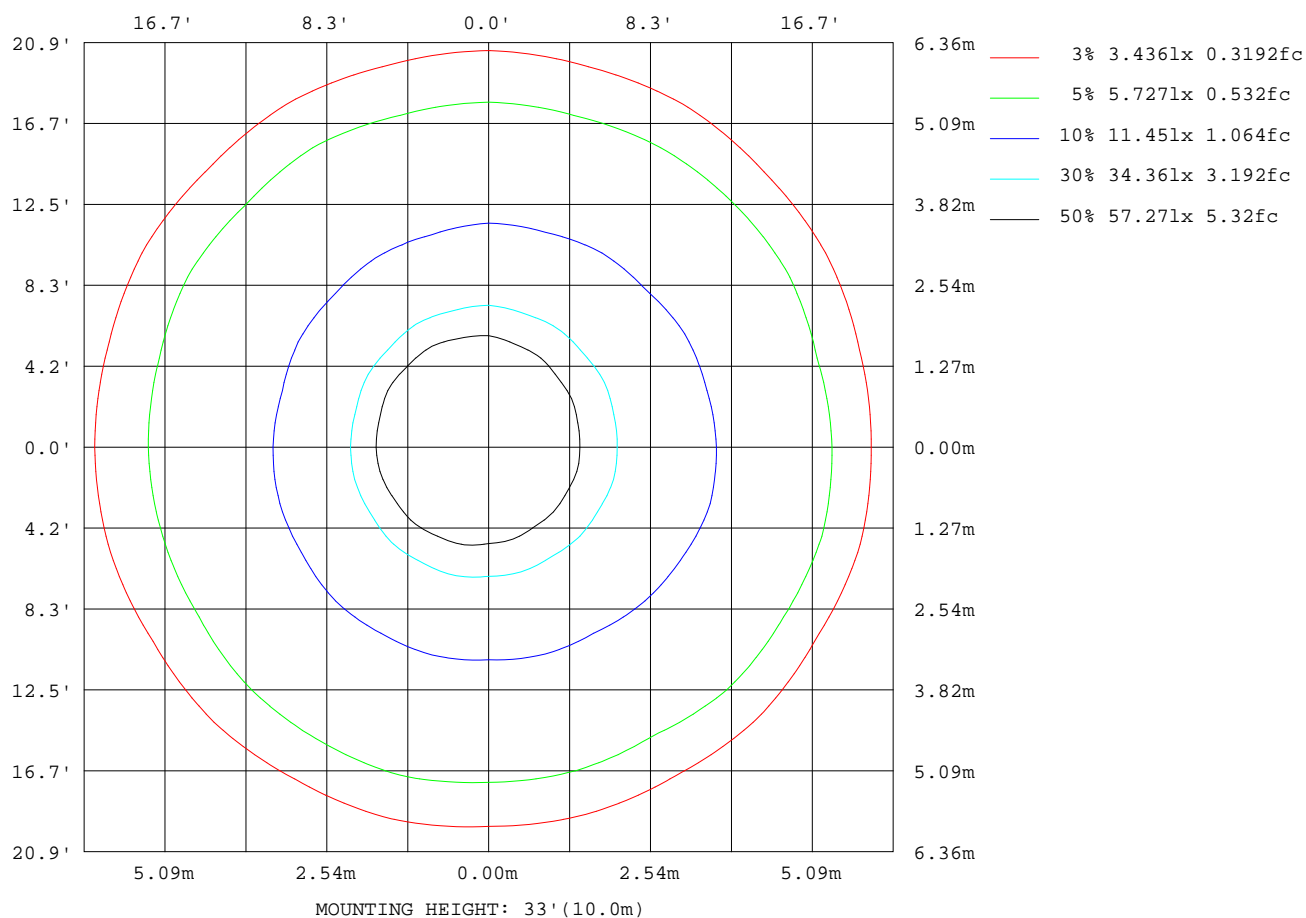
Note:The Curves indicate the illuminated area and the average illumination when the luminaire is at different distance.

C Range: 0 - 360DEG
C Interval: 15.0DEG
Test Speed: HIGH
Temperature:25.3DEG
Operators:ZhangXiao
Test Date:2016-08-01

γ Range: 0 - 180DEG
γ Interval: 1.0DEG
Test System:EVERFINE GO-2000B_V1 SYSTEM V2.0.265
Humidity:65.0%
Test Distance:6.610m [K=1.0000]
Remarks:

ISOLUX DIAGRAM

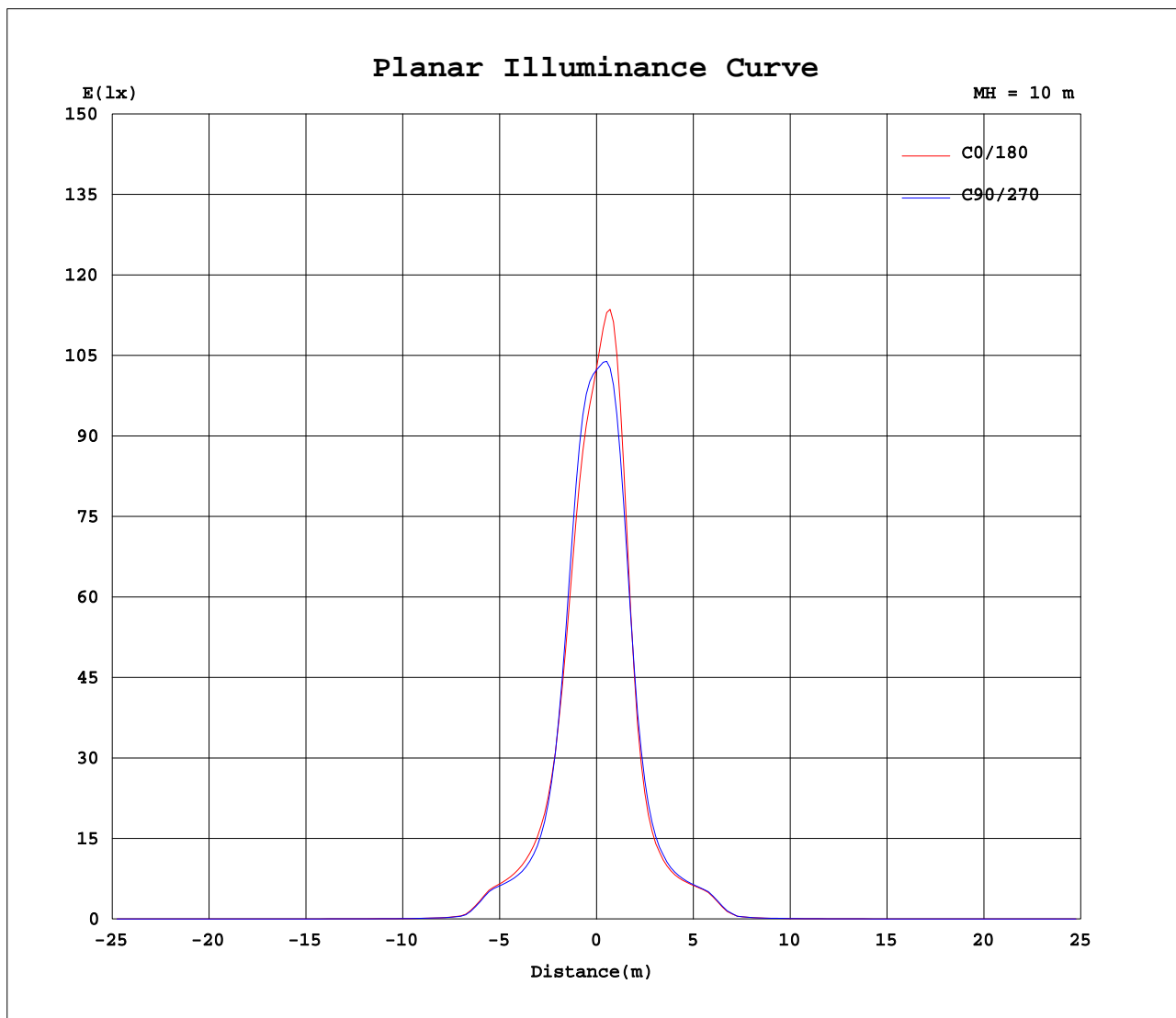
Test:U:226.6V I:0.0900A P:19.50W PF:0.9530 Lamp Flux:2130.5lx1 lm		
NAME:	TYPE:	WEIGHT:
DIM.:	SPEC.:	SERIAL No.:
MFR.: Rayconn	SUR.:	PROTECTION ANGLE:



C Range: 0 - 360DEG
C Interval: 15.0DEG
Test Speed: HIGH
Temperature: 25.3DEG
Operators: ZhangXiao
Test Date: 2016-08-01

γ Range: 0 - 180DEG
γ Interval: 1.0DEG
Test System: EVERFINE GO-2000B_V1 SYSTEM V2.0.265
Humidity: 65.0%
Test Distance: 6.610m [K=1.0000]
Remarks:

Planar Illuminance Curve



C Range: 0 - 360DEG
C Interval: 15.0DEG
Test Speed: HIGH
Temperature: 25.3DEG
Operators: ZhangXiao
Test Date: 2016-08-01

γ Range: 0 - 180DEG
 γ Interval: 1.0DEG
Test System: EVERFINE GO-2000B_V1 SYSTEM V2.0.265
Humidity: 65.0%
Test Distance: 6.610m [K=1.0000]
Remarks:

LUMINOUS DISTRIBUTION INTENSITY DATA

Test:U:226.6V I:0.0900A P:19.50W PF:0.9530 Lamp Flux:2130.51x1 lm																			
NAME:										TYPE:					WEIGHT:				
DIM.:										SPEC.:					SERIAL No.:				
MFR.: Rayconn										SUR.:					PROTECTION ANGLE:				

Table--1

UNIT: ×10cd

C(DEG) γ (DEG)	0	15	30	45	60	75	90	105	120	135	150	165	180	195	210	225	240	255	270
0	1024	1024	1024	1024	1024	1024	1024	1024	1024	1024	1024	1024	1024	1024	1024	1024	1024	1024	1024
5	822	823	821	834	845	872	894	936	966	1014	1045	1095	1124	1132	1145	1122	1099	1047	1007
10	452	452	441	448	444	464	472	503	513	546	549	586	601	598	642	624	640	600	592
15	218	219	211	208	200	204	202	211	209	217	210	216	215	210	223	220	234	229	238
20	133	134	128	124	119	119	117	119	120	122	120	121	119	118	122	121	125	124	128
25	98.1	97.8	96.4	93.1	90.2	91.0	91.1	91.9	92.0	92.5	90.9	91.6	91.5	90.7	93.2	92.3	94.2	93.5	94.8
30	68.8	70.4	65.6	67.6	63.6	65.4	65.1	70.3	70.2	73.6	72.5	76.1	76.2	76.6	79.6	77.7	80.2	77.7	78.7
35	10.8	10.4	9.98	10.4	10.3	10.00	9.80	10.3	10.5	14.7	12.3	16.6	17.4	14.5	18.9	15.8	19.6	15.6	18.6
40	4.50	4.36	4.28	4.37	4.41	4.39	4.32	4.32	4.28	4.55	4.65	4.84	4.91	4.75	4.81	4.78	4.88	4.83	4.80
45	2.64	2.59	2.54	2.58	2.61	2.61	2.57	2.59	2.59	2.73	2.77	2.86	2.88	2.81	2.88	2.84	2.90	2.85	2.85
50	1.83	1.81	1.79	1.80	1.80	1.81	1.78	1.79	1.82	1.89	1.90	1.91	1.86	1.82	1.85	1.86	1.89	1.86	1.83
55	1.41	1.40	1.41	1.41	1.41	1.42	1.42	1.42	1.42	1.44	1.45	1.47	1.41	1.39	1.41	1.40	1.42	1.41	1.38
60	1.18	1.18	1.19	1.19	1.19	1.20	1.20	1.20	1.19	1.20	1.21	1.23	1.18	1.18	1.19	1.17	1.19	1.19	1.20
65	1.03	1.02	1.03	1.03	1.04	1.05	1.04	1.05	1.05	1.05	1.06	1.07	1.03	1.03	1.04	1.03	1.04	1.03	1.05
70	0.89	0.88	0.89	0.88	0.88	0.89	0.89	0.90	0.89	0.91	0.91	0.92	0.90	0.90	0.91	0.90	0.90	0.89	0.90
75	0.76	0.75	0.75	0.74	0.74	0.75	0.75	0.76	0.76	0.77	0.77	0.78	0.77	0.77	0.77	0.76	0.76	0.76	0.77
80	0.66	0.65	0.66	0.64	0.64	0.64	0.64	0.65	0.65	0.65	0.66	0.66	0.66	0.66	0.67	0.65	0.66	0.65	0.66
85	0.55	0.54	0.56	0.52	0.52	0.53	0.53	0.54	0.54	0.55	0.55	0.56	0.58	0.59	0.62	0.58	0.58	0.58	0.58
90	0.45	0.42	0.45	0.40	0.40	0.41	0.41	0.41	0.42	0.42	0.42	0.43	0.53	0.54	0.57	0.51	0.51	0.50	0.50
95	0.38	0.35	0.37	0.33	0.34	0.34	0.34	0.34	0.35	0.35	0.35	0.36	0.55	0.54	0.55	0.51	0.51	0.51	0.51
100	0.32	0.32	0.33	0.32	0.32	0.32	0.32	0.32	0.32	0.32	0.32	0.32	0.52	0.52	0.53	0.51	0.51	0.52	0.52
105	0.37	0.37	0.38	0.37	0.37	0.37	0.37	0.36	0.36	0.36	0.35	0.35	0.54	0.54	0.54	0.53	0.53	0.53	0.53
110	0.44	0.43	0.44	0.44	0.44	0.44	0.45	0.44	0.44	0.44	0.43	0.43	0.57	0.57	0.56	0.56	0.56	0.57	0.56
115	0.50	0.50	0.51	0.50	0.51	0.51	0.52	0.51	0.52	0.51	0.51	0.51	0.61	0.61	0.61	0.61	0.60	0.61	0.61
120	0.57	0.57	0.58	0.58	0.59	0.59	0.59	0.59	0.59	0.59	0.59	0.58	0.68	0.67	0.67	0.67	0.67	0.67	0.67
125	0.71	0.70	0.72	0.72	0.73	0.72	0.73	0.72	0.72	0.71	0.71	0.70	0.78	0.78	0.78	0.78	0.78	0.78	0.78
130	0.95	0.95	0.96	0.95	0.97	0.95	0.96	0.94	0.94	0.92	0.92	0.90	0.96	0.96	0.95	0.96	0.96	0.96	0.96
135	1.22	1.21	1.23	1.22	1.23	1.22	1.22	1.21	1.20	1.19	1.18	1.16	1.20	1.19	1.19	1.19	1.19	1.20	1.20
140	1.43	1.43	1.44	1.43	1.44	1.44	1.44	1.43	1.43	1.43	1.42	1.41	1.43	1.43	1.42	1.42	1.42	1.42	1.43
145	1.58	1.59	1.58	1.58	1.59	1.59	1.59	1.58	1.58	1.58	1.58	1.57	1.59	1.59	1.59	1.59	1.59	1.59	1.59
150	1.67	1.67	1.68	1.67	1.68	1.68	1.68	1.68	1.68	1.68	1.67	1.67	1.69	1.69	1.69	1.69	1.69	1.69	1.69
155	1.73	1.73	1.74	1.73	1.74	1.74	1.74	1.74	1.74	1.74	1.73	1.74	1.75	1.74	1.75	1.75	1.75	1.75	1.75
160	1.78	1.77	1.78	1.78	1.79	1.78	1.79	1.78	1.78	1.78	1.78	1.78	1.78	1.77	1.78	1.78	1.79	1.79	1.79
165	1.81	1.81	1.82	1.81	1.82	1.81	1.82	1.81	1.81	1.81	1.81	1.81	1.81	1.80	1.81	1.81	1.82	1.81	1.82
170	1.79	1.78	1.78	1.78	1.78	1.78	1.79	1.79	1.79	1.80	1.79	1.80	1.80	1.80	1.81	1.80	1.81	1.81	1.81
175	1.66	1.66	1.67	1.67	1.68	1.69	1.70	1.71	1.72	1.73	1.73	1.74	1.74	1.73	1.75	1.74	1.75	1.74	1.75
180	1.67	1.67	1.69	1.69	1.70	1.70	1.71	1.71	1.71	1.71	1.71	1.70	1.67	1.67	1.69	1.69	1.70	1.70	1.71

C Range: 0 - 360DEG
C Interval: 15.0DEG
Test Speed: HIGH
Temperature:25.3DEG
Operators:ZhangXiao
Test Date:2016-08-01

γ Range: 0 - 180DEG
γ Interval: 1.0DEG
Test System:EVERFINE GO-2000B_V1 SYSTEM V2.0.265
Humidity:65.0%
Test Distance:6.610m [K=1.0000]
Remarks:

LUMINOUS DISTRIBUTION INTENSITY DATA

Test:U:226.6V I:0.0900A P:19.50W PF:0.9530 Lamp Flux:2130.51x1 lm		
NAME:	TYPE:	WEIGHT:
DIM.:	SPEC.:	SERIAL No.:
MFR.: Rayconn	SUR.:	PROTECTION ANGLE:

Table--2

UNIT: x10cd

C(DEC)	285	300	315	330	345														
γ (DEC)																			
0	1024	1024	1024	1024	1024														
5	954	917	875	855	831														
10	545	528	490	483	459														
15	229	233	223	227	220														
20	127	129	128	132	132														
25	94.0	95.2	95.1	96.7	98.2														
30	76.7	77.8	75.1	74.6	69.1														
35	14.1	16.8	12.6	14.8	11.5														
40	4.77	4.77	4.90	4.92	4.76														
45	2.81	2.81	2.80	2.82	2.72														
50	1.80	1.81	1.83	1.86	1.84														
55	1.36	1.37	1.39	1.41	1.41														
60	1.20	1.20	1.19	1.20	1.19														
65	1.05	1.05	1.05	1.05	1.04														
70	0.90	0.90	0.90	0.90	0.89														
75	0.76	0.76	0.77	0.77	0.75														
80	0.65	0.65	0.66	0.65	0.65														
85	0.57	0.57	0.57	0.57	0.56														
90	0.50	0.51	0.51	0.50	0.50														
95	0.51	0.51	0.51	0.51	0.51														
100	0.52	0.52	0.52	0.52	0.52														
105	0.54	0.54	0.54	0.54	0.54														
110	0.57	0.57	0.57	0.57	0.57														
115	0.61	0.61	0.61	0.61	0.61														
120	0.67	0.67	0.68	0.67	0.68														
125	0.78	0.78	0.79	0.79	0.80														
130	0.97	0.98	0.99	0.99	1.01														
135	1.21	1.22	1.23	1.23	1.25														
140	1.44	1.44	1.45	1.44	1.46														
145	1.60	1.60	1.60	1.59	1.61														
150	1.70	1.70	1.70	1.69	1.70														
155	1.76	1.75	1.76	1.75	1.76														
160	1.79	1.79	1.80	1.79	1.80														
165	1.82	1.82	1.83	1.82	1.83														
170	1.81	1.81	1.81	1.81	1.82														
175	1.74	1.74	1.74	1.72	1.72														
180	1.71	1.71	1.71	1.70	1.70														

C Range: 0 - 360DEC
C Interval: 15.0DEC
Test Speed: HIGH
Temperature:25.3DEC
Operators:ZhangXiao
Test Date:2016-08-01

γ Range: 0 - 180DEC
γ Interval: 1.0DEC
Test System:EVERFINE GO-2000B_V1 SYSTEM V2.0.265
Humidity:65.0%
Test Distance:6.610m [K=1.0000]
Remarks: