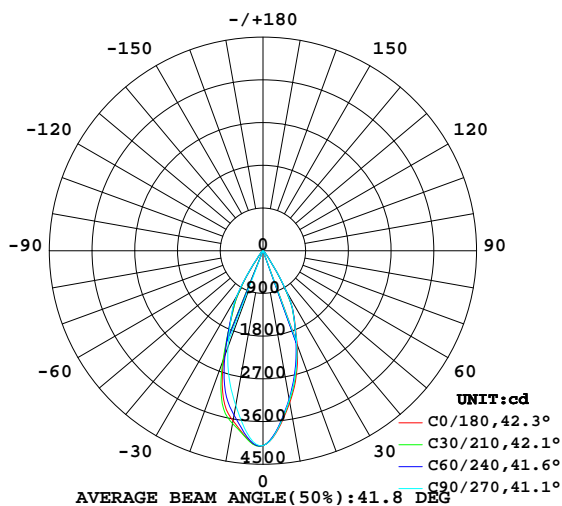


LUMINAIRE PHOTOMETRIC TEST REPORT

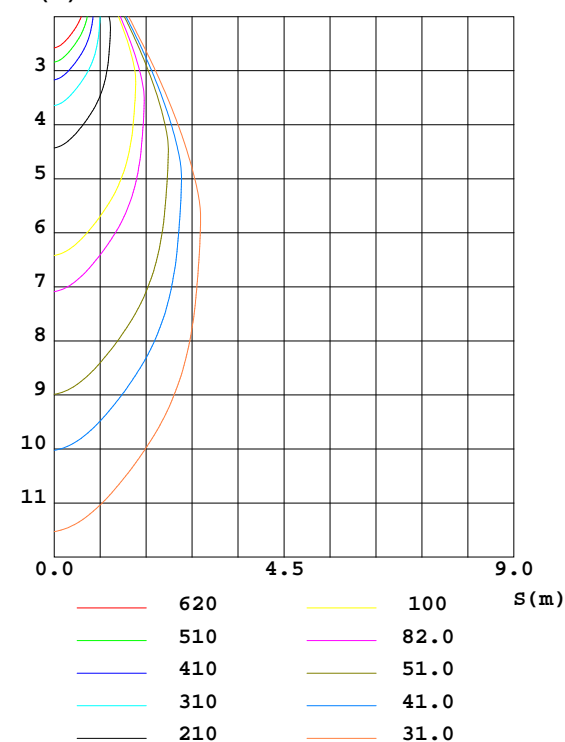
Test:U:226.6V I:0.1260A P:27.50W PF:0.9610 Lamp Flux:2283.84x1 lm		
NAME:	TYPE:	WEIGHT:
DIM.:	SPEC.:	SERIAL No.:
MFR.: Rayconn	SUR.:	PROTECTION ANGLE:

DATA OF LAMP		PHOTOMETRIC DATA Eff: 83.05 lm/W			
MODEL	TL28-30W-930-W-45	Imax(cd)	4120	S/MH(C0/180)	0.65
NOMINAL POWER(W)	28	LOR(%)	100.0	S/MH(C90/270)	0.63
RATED VOLTAGE(V)	226	TOTAL FLUX(lm)	2283.8	η UP,DN(C0-180)	1.3,47.7
NOMINAL FLUX(lm)	2283.84	CIE CLASS	DIRECT	η UP,DN(C180-360)	1.4,49.7
LAMPS INSIDE	1	η up(%)	2.6	CIBSE SHR NOM	0.75
TEST VOLTAGE(V)	226.6	η down(%)	97.4	CIBSE SHR MAX	0.75

LUMINOUS INTENSITY DISTRIBUTION DIAGRAM



C0 PLANE ISOLUX DIAGRAM (UNIT:lx)



C Range: 0 - 360DEG
 C Interval: 15.0DEG
 Test Speed: HIGH
 Temperature:25.3DEG
 Operators:ZhangXiao
 Test Date:2016-08-15

γ Range: 0 - 180DEG
 γ Interval: 1.0DEG
 Test System:EVERFINE GO-2000B_V1 SYSTEM V2.0.265
 Humidity:65.0%
 Test Distance:6.590m [K=1.0000]
 Remarks:

ZONAL FLUX DIAGRAM

ZONAL FLUX DIAGRAM:

γ	C0	C45	C90	C135	C180	C225	C270	C315	γ	Φ zone	Φ total	$\%lum, lamp$
10	3248	3202	3195	3355	3640	3609	3308	3187	0- 10	349.5	349.5	15.3,15.3
20	2107	2063	2079	2187	2412	2383	2160	2011	10- 20	777.6	1127	49.4,49.4
30	976.5	997.8	993.0	1047	1037	1052	1117	1014	20- 30	720.3	1847	80.9,80.9
40	126.4	130.5	129.5	136.5	121.6	120.4	152.4	150.3	30- 40	264.0	2111	92.5,92.5
50	36.45	37.47	37.34	37.56	35.74	35.89	41.72	43.26	40- 50	56.22	2168	94.9,94.9
60	18.71	19.20	19.24	19.47	19.05	19.20	19.88	19.43	50- 60	23.83	2192	96,96
70	11.94	12.22	12.22	12.45	12.03	12.20	12.54	12.06	60- 70	15.27	2207	96.6,96.6
80	7.347	7.452	7.436	7.631	7.783	7.919	7.979	7.791	70- 80	10.36	2217	97.1,97.1
90	4.194	4.206	4.254	4.701	5.071	5.065	5.104	5.231	80- 90	6.667	2224	97.4,97.4
100	4.207	4.254	4.236	4.411	5.429	5.422	5.418	5.495	90-100	5.182	2229	97.6,97.6
110	5.164	5.200	5.245	5.173	6.321	6.336	6.333	6.341	100-110	5.516	2235	97.8,97.8
120	7.369	7.382	7.340	7.215	8.147	8.157	8.148	8.221	110-120	6.600	2241	98.1,98.1
130	10.66	10.67	10.60	10.33	10.87	10.90	10.90	11.15	120-130	8.208	2249	98.5,98.5
140	14.14	14.16	14.18	13.93	14.11	14.14	14.22	14.47	130-140	9.629	2259	98.9,98.9
150	16.87	16.90	16.90	16.79	16.96	16.99	16.98	17.14	140-150	9.800	2269	99.3,99.3
160	17.99	18.00	18.04	18.00	18.16	18.17	18.17	18.18	150-160	8.155	2277	99.7,99.7
170	18.00	18.16	18.32	18.31	18.43	18.41	18.47	18.44	160-170	5.166	2282	99.9,99.9
180	18.65	18.71	18.73	18.75	18.67	18.71	18.73	18.75	170-180	1.760	2284	100,100
DEG	LUMINOUS INTENSITY:cd									UNIT:lm		

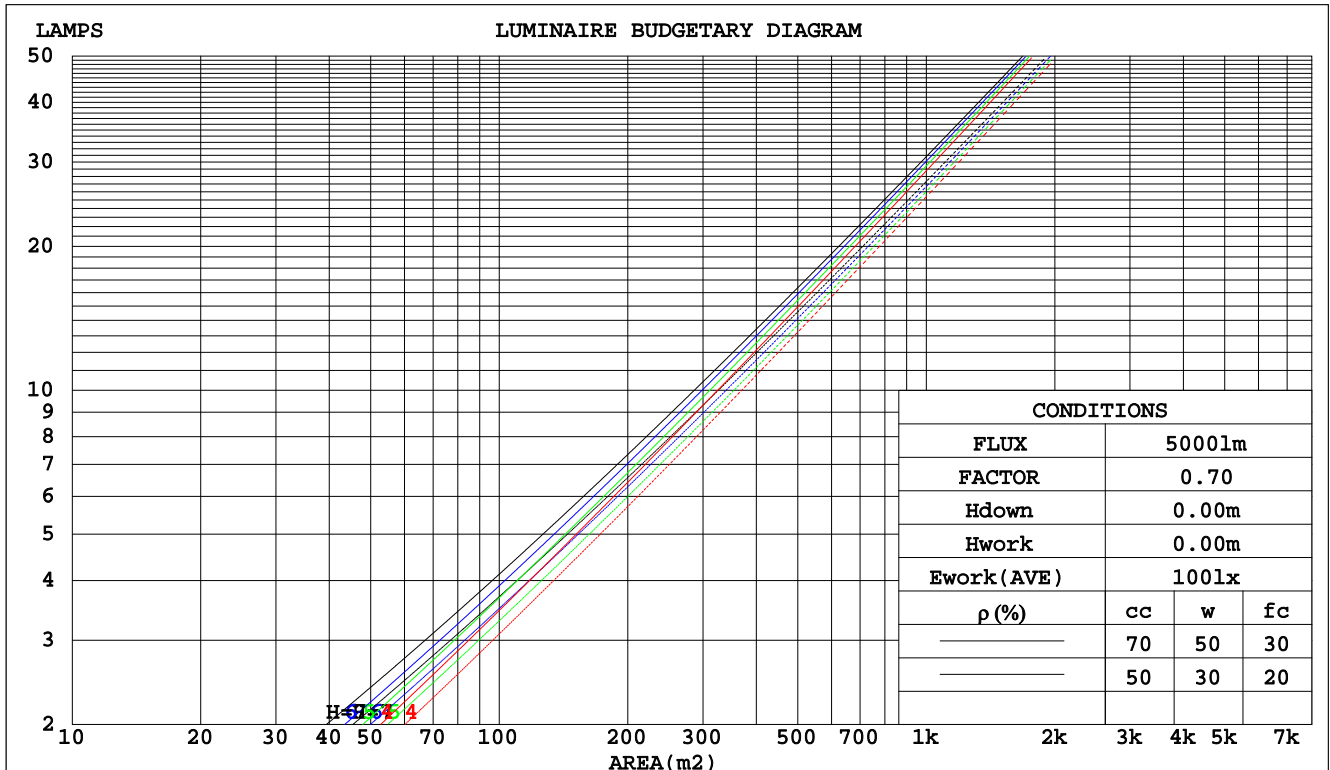
C Range: 0 - 360DEG
C Interval: 15.0DEG
Test Speed: HIGH
Temperature:25.3DEG
Operators:ZhangXiao
Test Date:2016-08-15

γ Range: 0 - 180DEG
 γ Interval: 1.0DEG
 γ Test System:EVERFINE GO-2000B_V1 SYSTEM V2.0.265
Humidity:65.0%
Test Distance:6.590m [K=1.0000]
Remarks:

CU AND LUMINAIRE BUDGETARY ESTIMATE DIAGRAM

Test:U:226.6V I:0.1260A P:27.50W PF:0.9610 Lamp Flux:2283.84x1 lm		
NAME:	TYPE:	WEIGHT:
DIM.:	SPEC.:	SERIAL No.:
MFR.: Rayconn	SUR.:	PROTECTION ANGLE:

pcc	80%			70%			50%			30%			10%			0
pw	50%	30%	10%	50%	30%	10%	50%	30%	10%	50%	30%	10%	50%	30%	10%	0
pfc	20%			20%			20%			20%			20%			0
RCR	RCR:Room Cavity Ratio															



C Range: 0 - 360DEG
C Interval: 15.0DEG
Test Speed: HIGH
Temperature: 25.3DEG
Operators: ZhangXiao
Test Date: 2016-08-15

γ Range: 0 - 180DEG
γ Interval: 1.0DEG
Test System: EVERFINE GO-2000B_V1 SYSTEM V2.0.265
Humidity: 65.0%
Test Distance: 6.590m [K=1.0000]
Remarks:

WEC AND CCEC

Test:U:226.6V I:0.1260A P:27.50W PF:0.9610 Lamp Flux:2283.84x1 lm					
NAME:		TYPE:		WEIGHT:	
DIM.:		SPEC.:		SERIAL No.:	
MFR.: Rayconn		SUR.:		PROTECTION ANGLE:	

pcc	80%			70%			50%			30%			10%			0
pw	50%	30%	10%	50%	30%	10%	50%	30%	10%	50%	30%	10%	50%	30%	10%	0
pfc	20%			20%			20%			20%			20%			0
RCR	RCR:Room Cavity Ratio						Wall Exitance Coefficients(WEC)									
0.0																
1.0	.172	.098	.031	.165	.094	.030	.151	.087	.028	.138	.080	.026	.126	.073	.024	
2.0	.162	.089	.027	.156	.086	.026	.144	.080	.025	.133	.075	.023	.123	.069	.022	
3.0	.153	.081	.024	.147	.079	.024	.137	.074	.023	.128	.070	.021	.119	.066	.020	
4.0	.144	.075	.022	.140	.073	.022	.131	.069	.021	.122	.066	.020	.115	.062	.019	
5.0	.137	.070	.020	.133	.068	.020	.125	.065	.019	.118	.062	.018	.111	.059	.018	
6.0	.130	.065	.019	.126	.064	.018	.120	.061	.018	.113	.059	.017	.107	.056	.017	
7.0	.124	.061	.017	.121	.060	.017	.115	.058	.017	.109	.056	.016	.104	.054	.016	
8.0	.118	.058	.016	.116	.057	.016	.110	.055	.016	.105	.053	.015	.100	.051	.015	
9.0	.113	.055	.015	.111	.054	.015	.106	.052	.015	.101	.051	.015	.097	.049	.014	
10.0	.109	.052	.014	.106	.051	.014	.102	.050	.014	.098	.048	.014	.094	.047	.014	

pcc	80%			70%			50%			30%			10%			0
pw	50%	30%	10%	50%	30%	10%	50%	30%	10%	50%	30%	10%	50%	30%	10%	0
pfc	20%			20%			20%			20%			20%			0
RCR	RCR:Room Cavity Ratio						Ceiling Cavity Exitance Coefficients(CCEC)									
0.0	.210	.210	.210	.180	.180	.180	.123	.123	.123	.071	.071	.071	.023	.023	.023	
1.0	.191	.178	.165	.163	.152	.142	.112	.105	.098	.064	.061	.057	.021	.020	.019	
2.0	.175	.153	.134	.150	.132	.116	.103	.091	.081	.059	.053	.047	.019	.017	.015	
3.0	.162	.134	.111	.139	.116	.097	.096	.080	.068	.055	.047	.040	.018	.015	.013	
4.0	.152	.119	.094	.130	.103	.082	.089	.072	.058	.052	.042	.034	.017	.014	.011	
5.0	.142	.107	.082	.122	.093	.071	.084	.065	.050	.049	.038	.030	.016	.012	.010	
6.0	.135	.098	.072	.116	.085	.063	.080	.059	.044	.046	.035	.026	.015	.011	.009	
7.0	.128	.090	.064	.110	.078	.056	.076	.055	.040	.044	.032	.024	.014	.011	.008	
8.0	.122	.084	.058	.105	.073	.051	.073	.051	.036	.042	.030	.021	.014	.010	.007	
9.0	.117	.079	.053	.101	.068	.046	.070	.048	.033	.041	.028	.020	.013	.009	.007	
10.0	.112	.074	.049	.097	.065	.043	.067	.045	.030	.039	.027	.018	.013	.009	.006	

C Range: 0 - 360DEG
C Interval: 15.0DEG
Test Speed: HIGH
Temperature:25.3DEG
Operators:ZhangXiao
Test Date:2016-08-15

γ Range: 0 - 180DEG
γ Interval: 1.0DEG
Test System:EVERFINE GO-2000B_V1 SYSTEM V2.0.265
Humidity:65.0%
Test Distance:6.590m [K=1.0000]
Remarks:

Uncorrected UGR Table

Test:U:226.6V I:0.1260A P:27.50W PF:0.9610 Lamp Flux:2283.84x1 lm											
NAME:					TYPE:			WEIGHT:			
DIM.:					SPEC.:			SERIAL No.:			
MFR.: Rayconn					SUR.:			PROTECTION ANGLE:			
ceiling/cavity	0.7	0.7	0.5	0.5	0.3	0.7	0.7	0.5	0.5	0.3	
walls	0.5	0.3	0.5	0.3	0.3	0.5	0.3	0.5	0.3	0.3	
working plane	0.2	0.2	0.2	0.2	0.2	0.2	0.2	0.2	0.2	0.2	
Room dimensions		Viewed crosswise					Viewed endwise				
x = 2H y = 2H	16.1	17.0	16.4	17.2	17.4	16.3	17.1	16.5	17.3	17.6	
	3H	16.2	17.0	16.5	17.2	17.5	16.4	17.2	16.7	17.4	17.6
	4H	16.3	17.0	16.6	17.3	17.6	16.4	17.2	16.8	17.5	17.7
	6H	16.4	17.1	16.7	17.4	17.7	16.6	17.3	16.9	17.5	17.8
	8H	16.5	17.2	16.8	17.5	17.8	16.6	17.3	17.0	17.6	17.9
	12H	16.6	17.3	17.0	17.6	17.9	16.8	17.4	17.1	17.7	18.0
4H	2H	16.0	16.7	16.3	17.0	17.3	16.1	16.9	16.5	17.1	17.4
	3H	16.2	16.8	16.5	17.1	17.4	16.3	17.0	16.7	17.3	17.6
	4H	16.3	16.9	16.7	17.3	17.6	16.5	17.1	16.9	17.4	17.8
	6H	16.6	17.1	17.0	17.5	17.9	16.7	17.2	17.1	17.6	18.0
	8H	16.7	17.2	17.2	17.6	18.0	16.9	17.4	17.3	17.7	18.2
	12H	17.0	17.4	17.4	17.8	18.3	17.1	17.5	17.5	17.9	18.4
8H	4H	16.3	16.8	16.8	17.2	17.6	16.5	17.0	16.9	17.4	17.8
	6H	16.7	17.1	17.2	17.5	18.0	16.8	17.2	17.3	17.7	18.1
	8H	17.0	17.3	17.5	17.8	18.3	17.1	17.4	17.6	17.9	18.4
	12H	17.3	17.6	17.8	18.1	18.6	17.4	17.7	18.0	18.2	18.8
12H	4H	16.3	16.8	16.8	17.2	17.6	16.5	16.9	16.9	17.3	17.8
	6H	16.7	17.1	17.2	17.5	18.0	16.9	17.2	17.3	17.7	18.2
	8H	17.0	17.3	17.6	17.8	18.4	17.2	17.5	17.7	18.0	18.5
Variations with the observer position at spacings:											
S = 1.0H	+ 1.5 / - 1.4					+ 1.4 / - 1.4					
1.5H	+ 2.9 / - 1.2					+ 2.8 / - 1.3					
2.0H	+ 1.3 / - 0.5					+ 1.4 / - 0.5					

CIE Pub.117 Corrected 2284 lm Total Lamp Luminous Flux.(8log(F/F0) = 2.9)

C Range: 0 - 360DEG
C Interval: 15.0DEG
Test Speed: HIGH
Temperature:25.3DEG
Operators:ZhangXiao
Test Date:2016-08-15

γ Range: 0 - 180DEG
γ Interval: 1.0DEG
Test System:EVERFINE GO-2000B_V1 SYSTEM V2.0.265
Humidity:65.0%
Test Distance:6.590m [K=1.0000]
Remarks:

UTILIZATION FACTORS TABLE

Test:U:226.6V I:0.1260A P:27.50W PF:0.9610 Lamp Flux:2283.84x1 lm		
NAME:	TYPE:	WEIGHT:
DIM.:	SPEC.:	SERIAL No.:
MFR.: Rayconn	SUR.:	PROTECTION ANGLE:

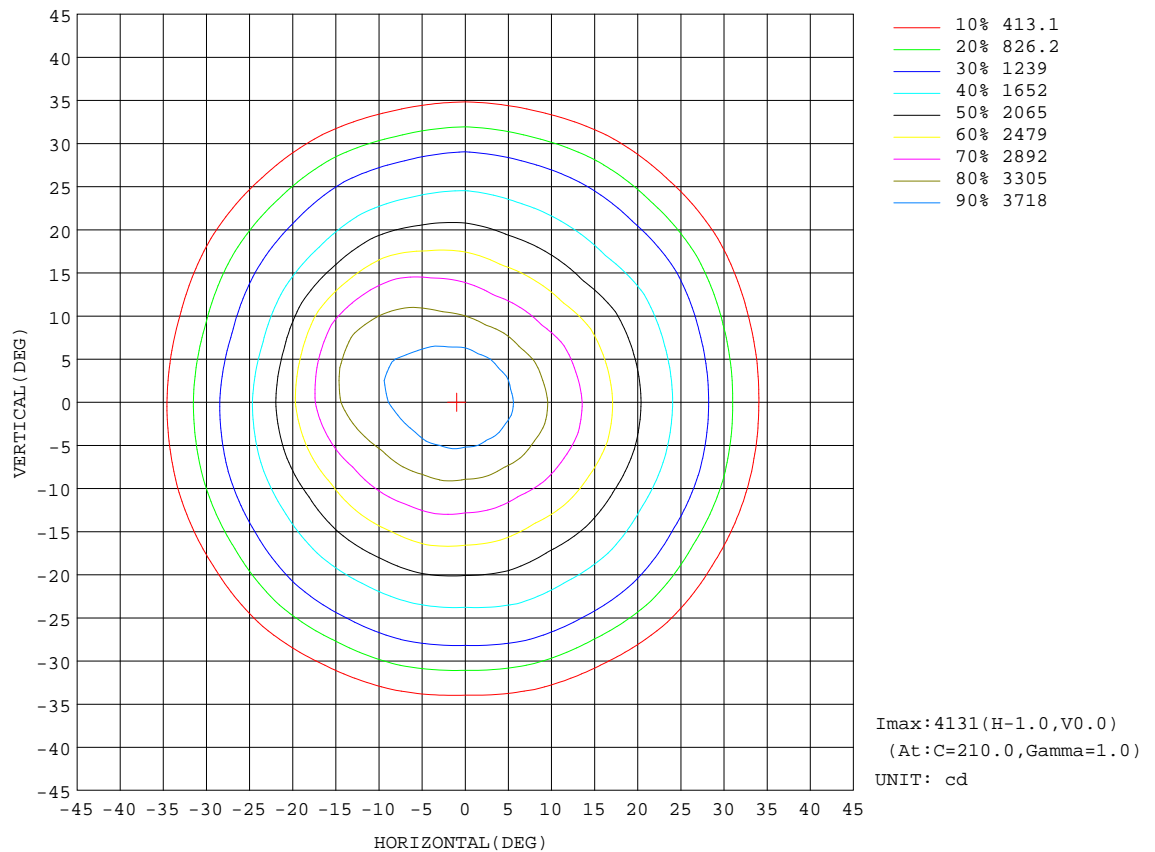
REFLECTANCE										
Ceiling	0.8	0.8	0.8	0.7	0.7	0.7	0.5	0.5	0.5	0
Walls	0.7	0.5	0.3	0.7	0.5	0.3	0.7	0.5	0.3	0
Working plane	0.2	0.2	0.2	0.2	0.2	0.2	0.2	0.2	0.2	0
ROOM INDEX	UTILIZATION FACTORS(PERCENT) $k(RI) \times RCR = 5$									
k = 0.60	87	81	77	86	80	77	85	80	77	73
0.80	94	88	85	93	88	84	92	87	84	80
1.00	98	93	89	97	92	89	96	92	88	84
1.25	102	97	94	101	96	93	99	95	92	88
1.50	105	100	97	104	99	96	101	97	95	90
2.00	108	103	100	106	102	99	103	100	97	92
2.50	109	105	102	107	104	101	104	101	99	93
3.00	111	107	105	109	106	103	105	103	101	94
4.00	113	110	108	111	108	106	107	105	103	95
5.00	114	112	110	112	110	108	107	106	105	96
ROOM INDEX	UF(total)									Direct
According to DIN EN 13032-2 2004			Suspended					SHRNOM = 1.25		

C Range: 0 - 360DEG
C Interval: 15.0DEG
Test Speed: HIGH
Temperature:25.3DEG
Operators:ZhangXiao
Test Date:2016-08-15

γ Range: 0 - 180DEG
 γ Interval: 1.0DEG
 γ Test System:EVERFINE GO-2000B_V1 SYSTEM V2.0.265
Humidity:65.0%
Test Distance:6.590m [K=1.0000]
Remarks:

ISOCANDELA DIAGRAM

Test:U:226.6V I:0.1260A P:27.50W PF:0.9610 Lamp Flux:2283.84x1 lm		
NAME:	TYPE:	WEIGHT:
DIM.:	SPEC.:	SERIAL No.:
MFR.: Rayconn	SUR.:	PROTECTION ANGLE:



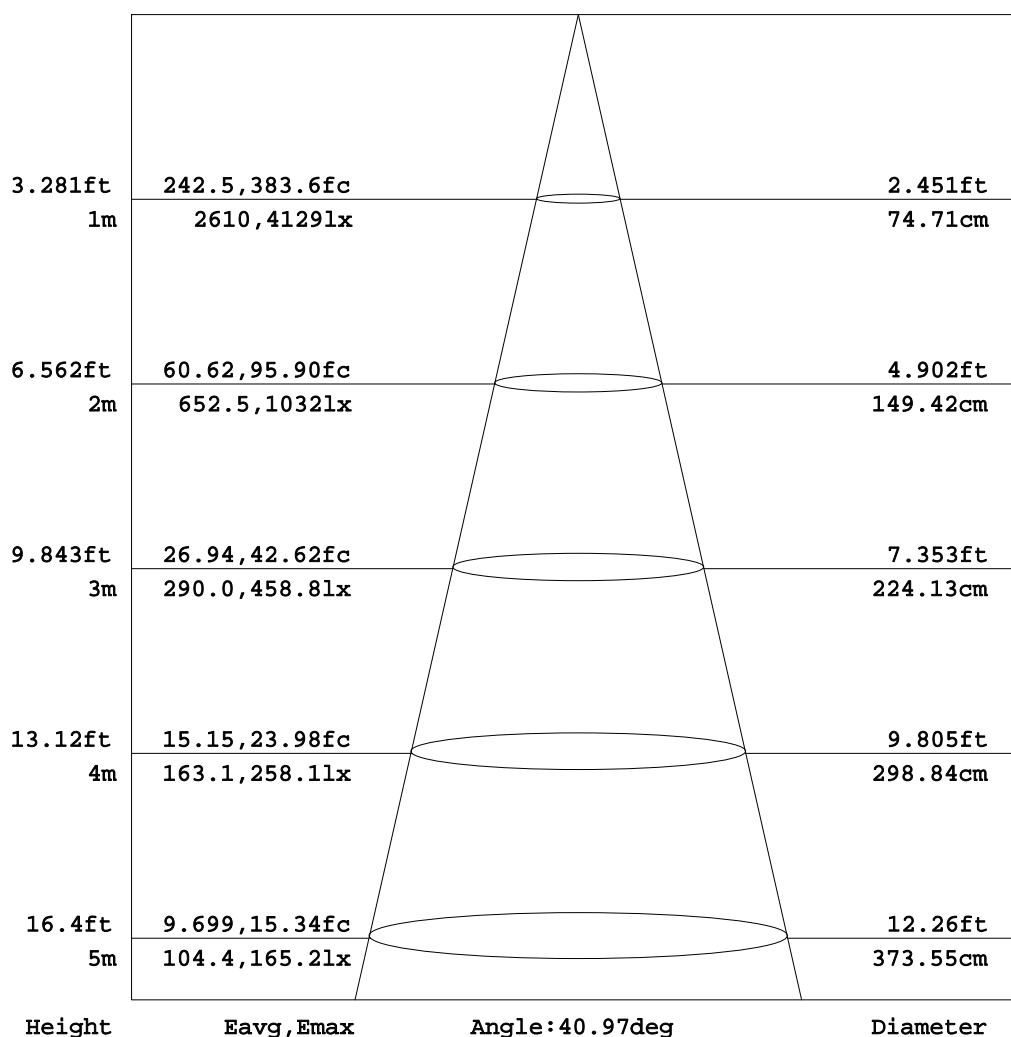
C Range: 0 - 360DEG
C Interval: 15.0DEG
Test Speed: HIGH
Temperature:25.3DEG
Operators:ZhangXiao
Test Date:2016-08-15

γ Range: 0 - 180DEG
 γ Interval: 1.0DEG
Test System:EVERFINE GO-2000B_V1 SYSTEM V2.0.265
Humidity:65.0%
Test Distance:6.590m [K=1.0000]
Remarks:

AAI Figure

Test:U:226.6V I:0.1260A P:27.50W PF:0.9610 Lamp Flux:2283.84x1 lm		
NAME:	TYPE:	WEIGHT:
DIM.:	SPEC.:	SERIAL No.:
MFR.: Rayconn	SUR.:	PROTECTION ANGLE:

Flux out:1208 lm



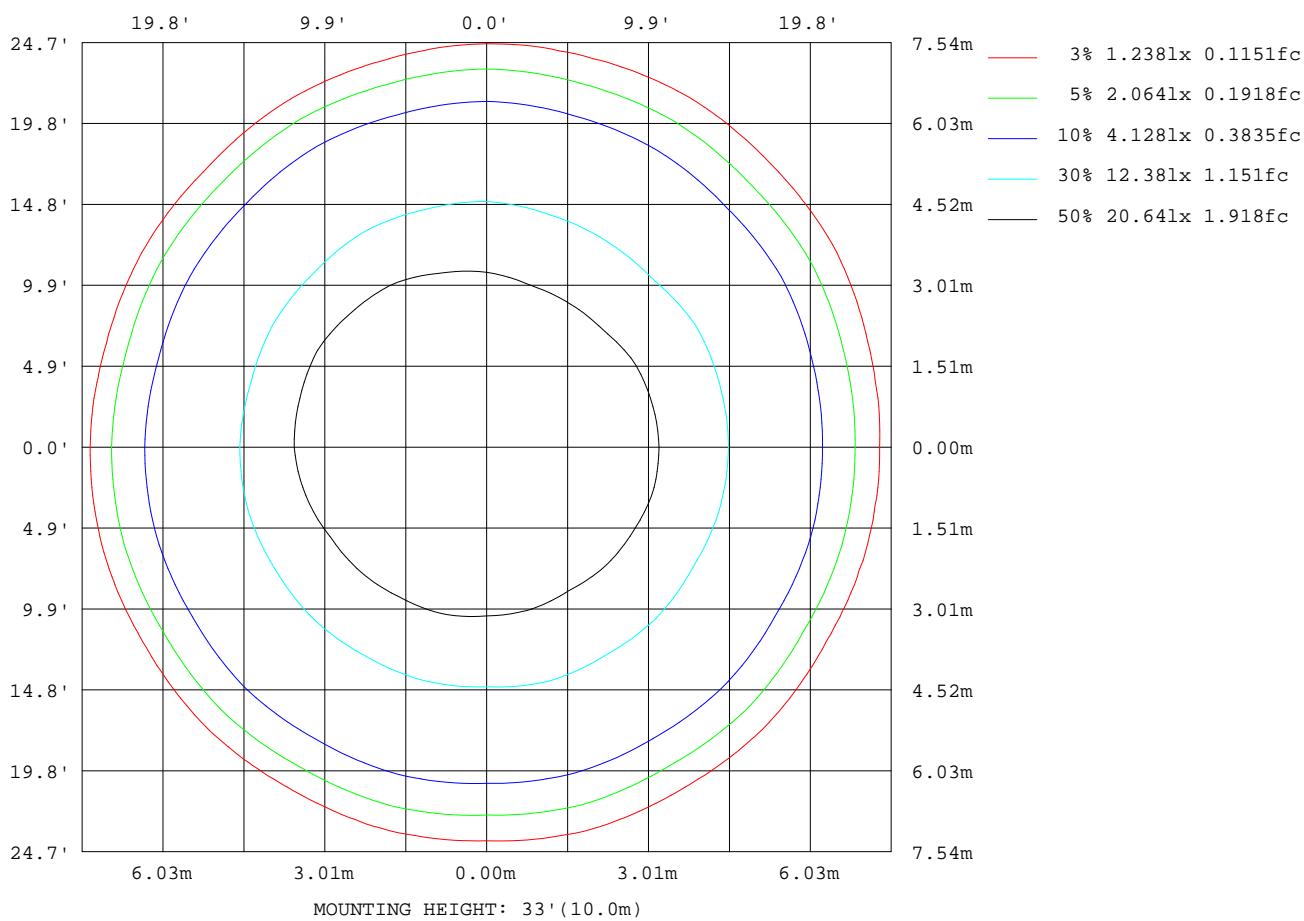
Note:The Curves indicate the illuminated area and the average illumination when the luminaire is at different distance.

C Range: 0 - 360DEG
C Interval: 15.0DEG
Test Speed: HIGH
Temperature:25.3DEG
Operators:ZhangXiao
Test Date:2016-08-15

γ Range: 0 - 180DEG
γ Interval: 1.0DEG
Test System:EVERFINE GO-2000B_V1 SYSTEM V2.0.265
Humidity:65.0%
Test Distance:6.590m [K=1.0000]
Remarks:

ISOLUX DIAGRAM

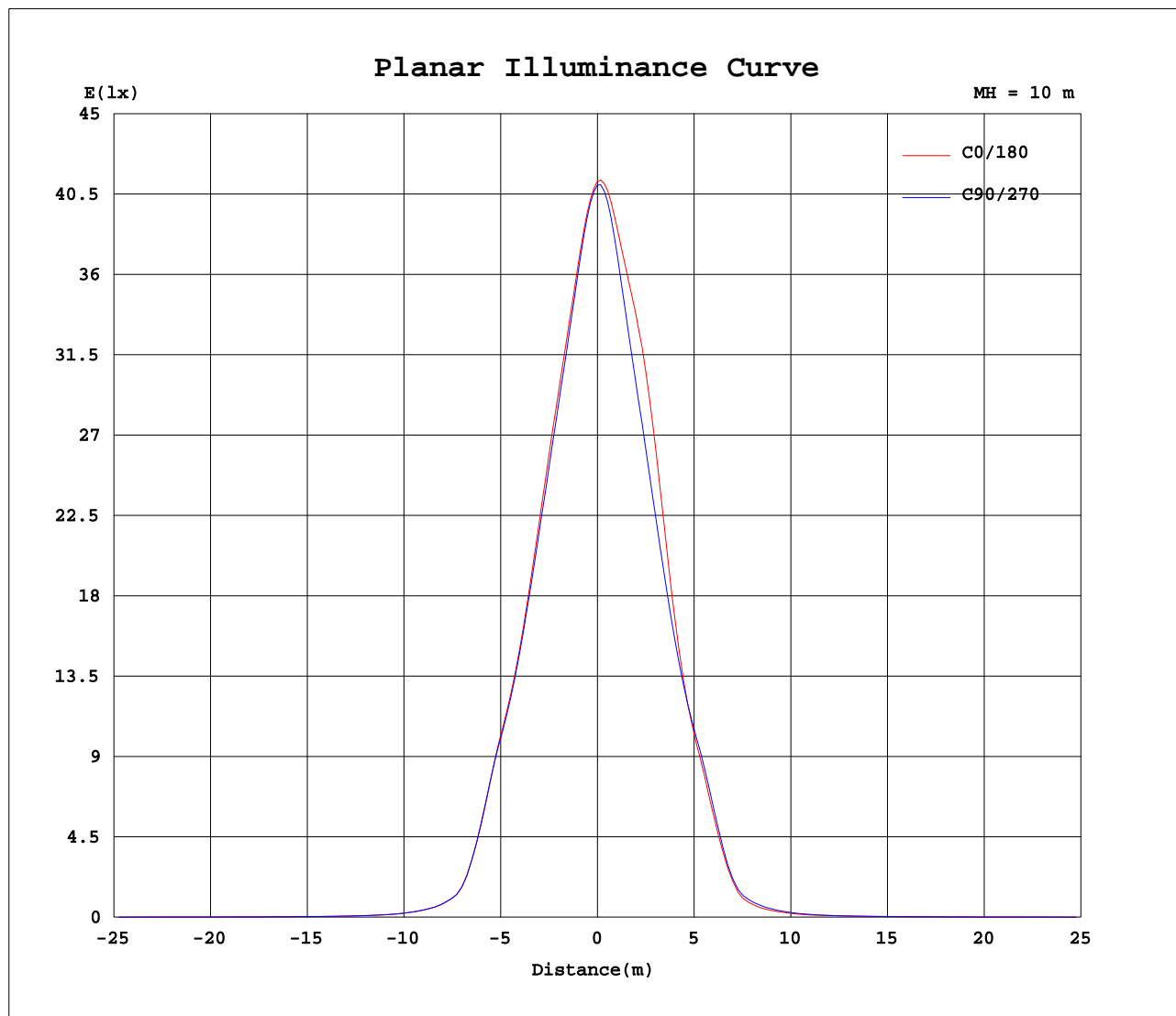
Test:U:226.6V I:0.1260A P:27.50W PF:0.9610 Lamp Flux:2283.84x1 lm		
NAME:	TYPE:	WEIGHT:
DIM.:	SPEC.:	SERIAL No.:
MFR.: Rayconn	SUR.:	PROTECTION ANGLE:



C Range: 0 - 360DEG
C Interval: 15.0DEG
Test Speed: HIGH
Temperature: 25.3DEG
Operators: ZhangXiao
Test Date: 2016-08-15

γ Range: 0 - 180DEG
γ Interval: 1.0DEG
Test System: EVERFINE GO-2000B_V1 SYSTEM V2.0.265
Humidity: 65.0%
Test Distance: 6.590m [K=1.0000]
Remarks:

Planar Illuminance Curve



C Range: 0 - 360DEG
C Interval: 15.0DEG
Test Speed: HIGH
Temperature: 25.3DEG
Operators: ZhangXiao
Test Date: 2016-08-15

γ Range: 0 - 180DEG
 γ Interval: 1.0DEG
Test System: EVERFINE GO-2000B_V1 SYSTEM V2.0.265
Humidity: 65.0%
Test Distance: 6.590m [K=1.0000]
Remarks:

LUMINOUS DISTRIBUTION INTENSITY DATA

Test:U:226.6V I:0.1260A P:27.50W PF:0.9610 Lamp Flux:2283.84x1 lm																			
NAME:										TYPE:					WEIGHT:				
DIM.:										SPEC.:					SERIAL No.:				
MFR.: Rayconn										SUR.:					PROTECTION ANGLE:				

Table--1

UNIT: cd

C(DEG) γ (DEG)	0	15	30	45	60	75	90	105	120	135	150	165	180	195	210	225	240	255	270
0	4104	4104	4104	4104	4104	4104	4104	4104	4104	4104	4104	4104	4104	4104	4104	4104	4104	4104	4104
5	3766	3764	3740	3743	3723	3745	3744	3786	3805	3860	3884	3936	3960	3965	3974	3940	3930	3873	3858
10	3248	3249	3215	3202	3172	3189	3195	3246	3277	3355	3420	3538	3640	3693	3698	3609	3517	3383	3308
15	2717	2721	2671	2653	2610	2644	2656	2717	2744	2821	2892	3069	3227	3303	3326	3195	3072	2877	2767
20	2107	2097	2062	2063	2038	2080	2079	2125	2135	2187	2221	2332	2412	2423	2474	2383	2345	2217	2160
25	1556	1549	1525	1555	1543	1571	1538	1562	1555	1587	1583	1615	1601	1565	1597	1588	1627	1602	1608
30	977	984	953	998	979	1021	993	1034	1013	1047	1021	1048	1037	1006	1043	1052	1107	1086	1117
35	310	314	298	317	305	327	310	333	325	352	342	368	365	341	363	356	384	373	391
40	126	126	125	130	131	137	130	135	129	137	128	128	122	117	119	120	136	139	152
45	63.6	63.2	62.6	65.4	66.7	67.1	66.4	66.1	64.6	66.0	64.4	64.7	62.0	59.4	61.1	61.7	67.1	70.8	76.0
50	36.4	36.3	36.3	37.5	37.5	37.9	37.3	37.7	37.2	37.6	37.1	37.2	35.7	34.9	35.6	35.9	37.9	39.0	41.7
55	24.8	24.8	24.9	25.4	25.4	25.5	25.4	25.6	25.5	25.7	25.6	25.8	25.0	24.7	25.1	25.2	25.9	26.1	27.0
60	18.7	18.8	18.9	19.2	19.2	19.2	19.2	19.4	19.3	19.5	19.5	19.7	19.1	18.8	19.2	19.2	19.6	19.5	19.9
65	15.0	15.0	15.1	15.3	15.3	15.3	15.4	15.5	15.4	15.5	15.5	15.6	14.9	14.8	15.0	15.1	15.4	15.4	15.6
70	11.9	12.0	12.0	12.2	12.2	12.2	12.2	12.4	12.3	12.4	12.4	12.4	12.0	12.0	12.1	12.2	12.4	12.4	12.5
75	9.37	9.46	9.46	9.63	9.52	9.61	9.66	9.81	9.78	9.89	9.83	9.82	9.74	9.79	9.86	9.91	10.1	10.0	10.1
80	7.35	7.43	7.38	7.45	7.42	7.43	7.44	7.52	7.49	7.63	7.56	7.59	7.78	7.82	7.89	7.92	7.99	7.94	7.98
85	5.64	5.72	5.65	5.72	5.70	5.75	5.74	5.81	5.79	6.10	5.86	5.86	6.32	6.32	6.38	6.38	6.46	6.42	6.47
90	4.19	4.26	4.21	4.21	4.22	4.20	4.25	4.27	4.32	4.70	4.39	4.33	5.07	5.09	5.06	5.07	5.10	5.11	5.10
95	4.15	4.18	4.18	4.17	4.19	4.17	4.19	4.19	4.23	4.56	4.32	4.26	5.22	5.23	5.22	5.22	5.22	5.23	5.22
100	4.21	4.23	4.24	4.25	4.24	4.24	4.24	4.25	4.25	4.41	4.27	4.27	5.43	5.42	5.42	5.42	5.43	5.46	5.42
105	4.55	4.55	4.58	4.58	4.60	4.59	4.60	4.58	4.58	4.59	4.54	4.53	5.77	5.77	5.76	5.77	5.76	5.78	5.77
110	5.16	5.15	5.20	5.20	5.25	5.24	5.24	5.21	5.22	5.17	5.14	5.09	6.32	6.35	6.32	6.34	6.31	6.34	6.33
115	6.10	6.07	6.14	6.13	6.20	6.14	6.16	6.09	6.12	6.06	6.05	5.97	7.11	7.15	7.11	7.12	7.09	7.12	7.12
120	7.37	7.33	7.42	7.38	7.45	7.33	7.34	7.25	7.28	7.21	7.23	7.15	8.15	8.18	8.14	8.16	8.12	8.16	8.15
125	8.92	8.89	8.99	8.92	8.95	8.84	8.83	8.72	8.74	8.64	8.67	8.58	9.40	9.43	9.39	9.42	9.37	9.43	9.40
130	10.7	10.6	10.7	10.7	10.7	10.6	10.6	10.5	10.5	10.3	10.4	10.3	10.9	10.9	10.8	10.9	10.9	10.9	10.9
135	12.5	12.5	12.5	12.5	12.5	12.4	12.5	12.3	12.3	12.2	12.2	12.1	12.5	12.5	12.4	12.5	12.5	12.6	12.6
140	14.1	14.1	14.2	14.2	14.2	14.1	14.2	14.1	14.0	13.9	13.9	13.8	14.1	14.1	14.1	14.1	14.2	14.2	14.2
145	15.7	15.7	15.7	15.7	15.7	15.7	15.7	15.6	15.6	15.5	15.5	15.6	15.7	15.7	15.6	15.7	15.8	15.8	15.7
150	16.9	16.9	17.0	16.9	16.9	16.9	16.9	16.8	16.8	16.8	16.8	16.8	17.0	17.0	16.9	17.0	17.0	17.0	17.0
155	17.6	17.6	17.7	17.7	17.7	17.6	17.6	17.6	17.6	17.6	17.6	17.6	17.8	17.8	17.8	17.8	17.8	17.8	17.8
160	18.0	18.0	18.0	18.0	18.0	18.0	18.0	18.0	18.0	18.0	18.0	18.0	18.2	18.2	18.2	18.2	18.1	18.2	18.2
165	18.0	18.0	18.0	18.1	18.1	18.2	18.2	18.2	18.2	18.2	18.2	18.2	18.3	18.3	18.3	18.3	18.4	18.4	18.4
170	18.0	18.0	18.1	18.2	18.3	18.3	18.3	18.3	18.3	18.3	18.3	18.3	18.4	18.4	18.4	18.4	18.4	18.4	18.5
175	18.3	18.3	18.4	18.4	18.5	18.4	18.5	18.5	18.5	18.5	18.5	18.5	18.5	18.5	18.5	18.5	18.5	18.6	18.6
180	18.6	18.7	18.7	18.7	18.7	18.7	18.7	18.7	18.7	18.8	18.7	18.7	18.7	18.7	18.7	18.7	18.7	18.7	18.7

C Range: 0 - 360DEG
C Interval: 15.0DEG
Test Speed: HIGH
Temperature:25.3DEG
Operators:ZhangXiao
Test Date:2016-08-15

γ Range: 0 - 180DEG
γ Interval: 1.0DEG
Test System:EVERFINE GO-2000B_V1 SYSTEM V2.0.265
Humidity:65.0%
Test Distance:6.590m [K=1.0000]
Remarks:

LUMINOUS DISTRIBUTION INTENSITY DATA

Test:U:226.6V I:0.1260A P:27.50W PF:0.9610 Lamp Flux:2283.84x1 lm					
NAME:			TYPE:		WEIGHT:
DIM.:			SPEC.:		SERIAL No.:
MFR.: Rayconn			SUR.:		PROTECTION ANGLE:

Table--2

UNIT: cd

C(DEG) γ (DEG)	285	300	315	330	345														
0	4104	4104	4104	4104	4104														
5	3812	3811	3782	3792	3773														
10	3218	3206	3187	3235	3239														
15	2647	2628	2613	2693	2709														
20	2062	2033	2011	2097	2103														
25	1557	1535	1509	1567	1559														
30	1068	1056	1014	1038	992														
35	370	373	343	351	322														
40	151	156	150	149	133														
45	78.1	82.1	78.8	75.3	68.7														
50	42.9	44.8	43.3	41.6	38.1														
55	27.3	27.9	27.2	26.7	25.4														
60	19.7	19.9	19.4	19.5	19.0														
65	15.5	15.4	15.1	15.3	15.1														
70	12.4	12.3	12.1	12.2	12.1														
75	9.96	9.85	9.71	9.77	9.62														
80	7.90	7.84	7.79	7.80	7.79														
85	6.39	6.39	6.45	6.40	6.30														
90	5.06	5.07	5.23	5.18	5.07														
95	5.22	5.25	5.42	5.37	5.23														
100	5.42	5.43	5.49	5.48	5.42														
105	5.77	5.77	5.80	5.78	5.78														
110	6.35	6.31	6.34	6.32	6.36														
115	7.14	7.09	7.14	7.12	7.20														
120	8.18	8.15	8.22	8.21	8.32														
125	9.47	9.46	9.56	9.58	9.69														
130	11.0	11.0	11.1	11.2	11.3														
135	12.7	12.7	12.8	12.8	12.9														
140	14.3	14.3	14.5	14.4	14.5														
145	15.8	15.8	16.0	15.9	16.0														
150	17.0	17.0	17.1	17.1	17.1														
155	17.8	17.8	17.9	17.8	17.9														
160	18.2	18.2	18.2	18.2	18.2														
165	18.4	18.4	18.4	18.4	18.4														
170	18.5	18.4	18.4	18.4	18.4														
175	18.6	18.6	18.6	18.5	18.5														
180	18.7	18.7	18.8	18.7	18.7														

C Range: 0 - 360DEG
C Interval: 15.0DEG
Test Speed: HIGH
Temperature:25.3DEG
Operators:ZhangXiao
Test Date:2016-08-15

γ Range: 0 - 180DEG
γ Interval: 1.0DEG
γ Test System:EVERFINE GO-2000B_V1 SYSTEM V2.0.265
Humidity:65.0%
Test Distance:6.590m [K=1.0000]
Remarks: